

WINDSHIELD, CANOPY, AND SEAT SUBSECTION

TABLE OF CONTENTS

Fig. No.	Title	Page	Fig. No.	Title	Page
2.4-1	Windshield, Canopy and Seat.	2.4-2	2.4-7	Canopy and Seat Ejection Hose Installation.	2.4-24
2.4-2	Windshield Installation.	2.4-8	2.4-8	Canopy External Jettison Control.	2.4-34
2.4-3	Canopy Electrical Equipment	2.4-16	2.4-9	Canopy Installation	2.4-40
2.4-4	Canopy Latch Control Installation	2.4-18	2.4-10	Canopy Structure Assembly	2.4-46
2.4-5	Canopy Latch Control Installation	2.4-20	2.4-11	Ejection Seat Installation	2.4-50
2.4-6	Cartridge Powered Canopy Jettison Installation	2.4-22	2.4-12	Canopy Latch and Electrical Actuator Installation	2.4-54

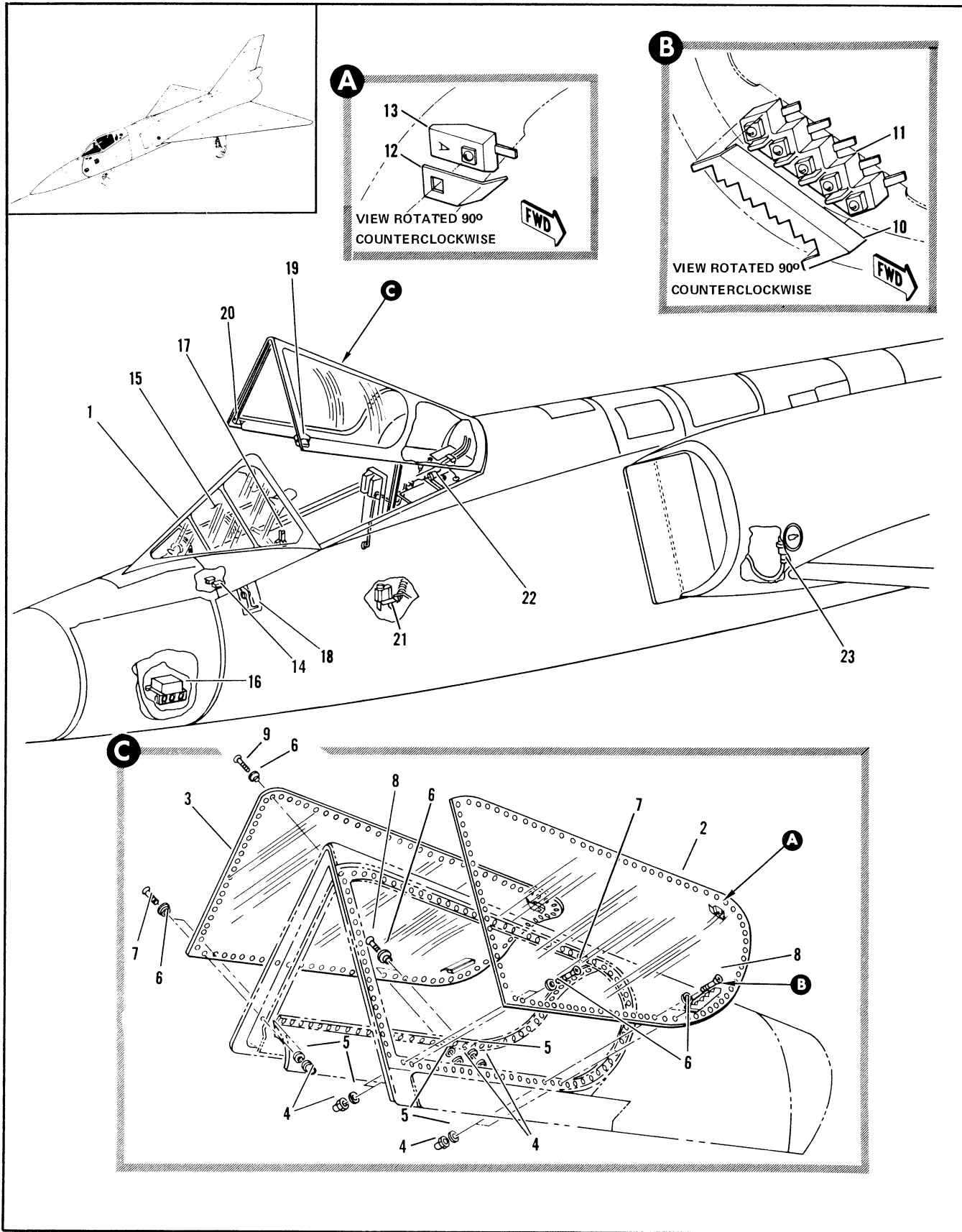


Figure 2.4-1. Windshield, Canopy and Seat (Sheet 1 of 3)

FIGURE AND INDEX NUMBER	PART NUMBER	DESCRIPTION	UNITS PER ASSY.	USABLE ON CODE	
				FROM	TO
		1 2 3 4 5 6			
2.4-1		WINDSHIELD CANOPY AND SEAT			
- 1	8-74822-1	• WINDSHIELD INSTL, SEE FIG. 2.4-2	RF		
		• WINDGW INSTL, CANOPY MODIFIED BY 8-71159 FOR NHA SEE FIG. 2.1-1	RF	35	
- 2	8-74815-3	• • WINDOW ASSY, LH BONDED REPLACED BY SUITABLE SUB 8-74815-5	RF	35	
	8-74815-1	• • WINDOW ASSY, LH BONDED ALT INTCHG WITH 8-74815-3	RF	35	
	8-74815-5	• • WINDOW ASSY, LH BONDED REPLACES SUITABLE SUB FOR 8-74815-3	RF	35	
- 3	8-74815-4	• • WINDOW ASSY, RH BONDED REPLACED BY SUITABLE SUB 8-74815-6	RF	35	
	8-74815-2	• • WINDOW ASSY, RH BONDED ALT INTCHG WITH 8-74815-4	RF	35	
	8-74815-6	• • WINDOW ASSY, RH BONDED REPLACES SUITABLE SUB FOR 8-74815-4 ATTACHING PARTS	RF	35	
- 4	NAS679A3	• • NUT, (80205) 96-37545-002	RF	35	
- 5	99-51400-002	• • WASHER	RF	35	
- 6	99-51507-003	• • WASHER	RF	35	
- 7	MS24694-60	• • SCREW (96906)	RF	35	
- 8	MS24694-58	• • SCREW (96906)	RF	35	
- 9	MS24694-57	• • SCREW (96906)	RF	35	
		-----X-----			
- 10	8-74815-27	• • • COVER, LOWER LH	RF	35	
	8-74815-28	• • • COVER, LOWER RH	RF	35	
- 11	8-74815-35	• • • BLOCK ASSY, LOWER LH CEMENTED	RF	35	
	8-74815-36	• • • BLOCK ASSY, LOWER RH CEMENTED	RF	35	
- 12	8-74815-29	• • • COVER, UPPER LH	RF	35	
	8-74815-30	• • • COVER, UPPER RH	RF	35	
- 13	8-74815-37	• • • BLOCK ASSY, UPPER LH CEMENTED	RF	35	
	8-74815-38	• • • BLOCK ASSY, UPPER RH CEMENTED	RF	35	
- 14		• TRANSFORMER INSTL, WINDSHIELD ANTI-ICE SEE FIG. 2.17-8	RF		
- 15		• BAFFLE INSTL, WINDSHIELD REFLECTION SEE FIG. 2.5-3	RF		
- 16		• CANOPY ELECTRICAL EQUIPMENT SEE FIG. 2.4-3	RF		
- 17		• CONTROL INSTL, CANOPY LATCH SEE FIG. 2.4-4	RF		
- 18		• LATCH AND ELECTRICAL ACTUATOR INSTL, CANOPY SEE FIG. 2.4-12	RF		
- 19		• FITTING, CANOPY LATCH LH SEE FIG. 2.3-7	RF		
- 20		• FITTING, CANOPY LATCH RH SEE FIG. 2.3-8	RF		
- 21		• HOSE INSTL, CANOPY AND SEAT JETTISON SEE FIG. 2.4-6	RF		
- 22		• JETTISON INSTL, CARTRIDGE POWERED CANOPY SEE FIG. 2.4-6	RF		
- 23		• CONTROL INSTL, EXTERNAL CANOPY JETTISON SEE FIG. 2.4-8	RF		

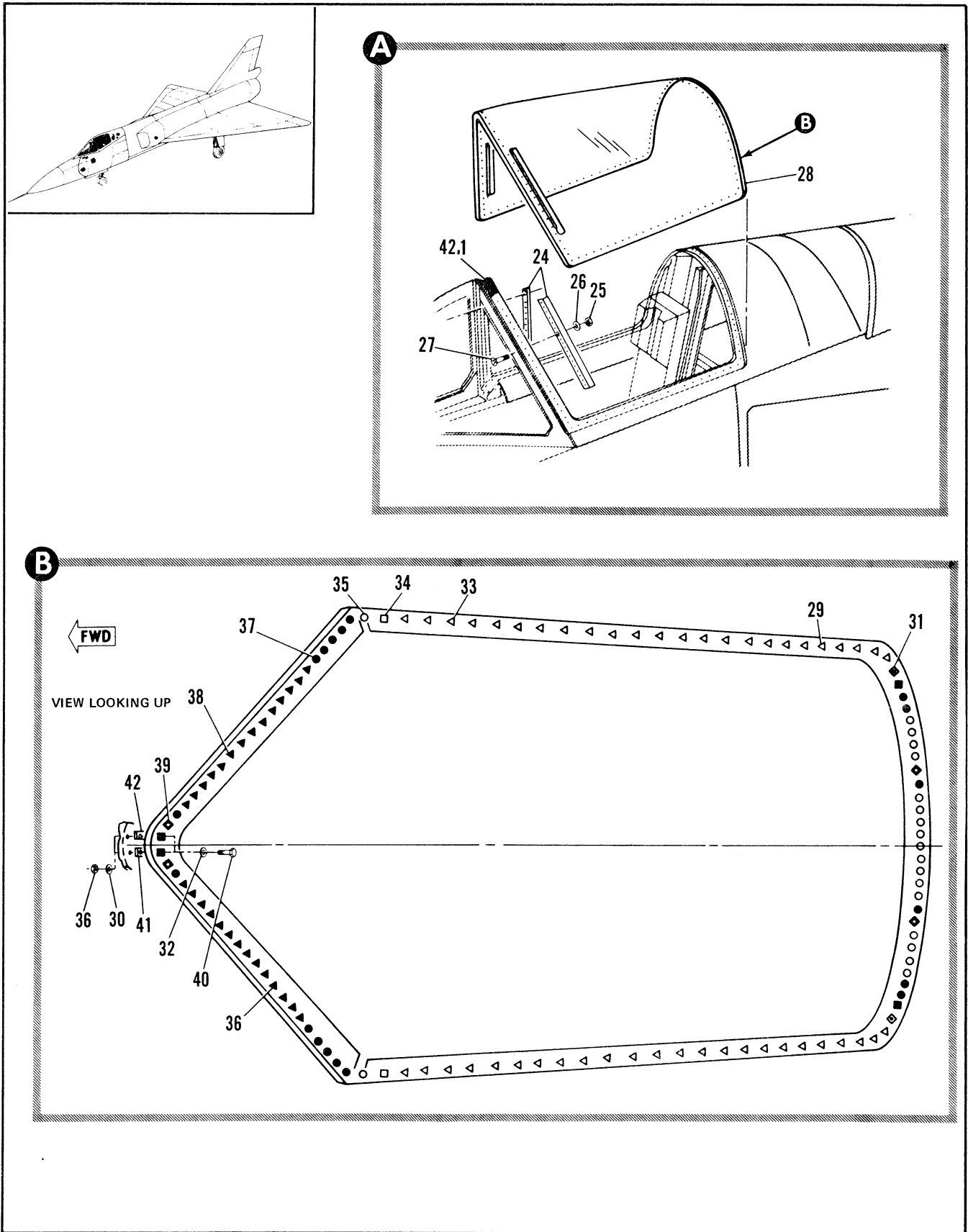


Figure 2.4-1. Windshield, Canopy and Seat (Sheet 2 of 3)

FIGURE AND INDEX NUMBER	PART NUMBER	DESCRIPTION	UNITS PER ASSY.	USABLE ON CODE	
				FROM	TO
		1 2 3 4 5 6			
2.4-1- 24	7144519-10	. . STIFFENER (98750) ATTACHING PARTS	2	35	
- 25	MS21042-3	. . NUT (96906)	30	35	
- 26	NAS1252-10L	. . WASHER (80205)	AR	35	
- 27	NAS1203-5	. . BOLT (80205)	30	35	
		-----X-----			
- 28	7144506-10	. . WINDOW ASSY, CANOPY CLEAR TOP (98750) ATTACHING PARTS	1	35	
- 29	H39794-3	. . NUT (15653)	81	35	
- 30	AS8C742-4	. . WASHER (19630)	25	35	
- 31	MS24694S64	. . SCREW (96906)	2	35	
- 32	99-51400-002	. . WASHER (14170)	25	35	
- 33	MS24694S65	. . SCREW (96906)	48	35	
- 34	MS24694S61	. . SCREW (96906)	2	35	
- 35	MS24694S60	. . SCREW (96906)	19	35	
- 36	MS21042L3	. . NUT (96906)	44	35	
- 37	MS24694S58	. . SCREW (96906)	18	35	
- 38	MS24694S56	. . SCREW (96906)	AR	35	
	MS24694S57	. . SCREW (96906)	AR	35	
- 39	MS24694S59	. . SCREW (96906)	4	35	
- 40	MS24694S62	. . SCREW (96906)	4	35	
- 41	7144502-01	. . SPACER (98750)	1	35	
- 42	7144502-02	. . SPACER (98750)	1	35	
-42.1	7144516-01	. . FILLER (98750)	1	35	

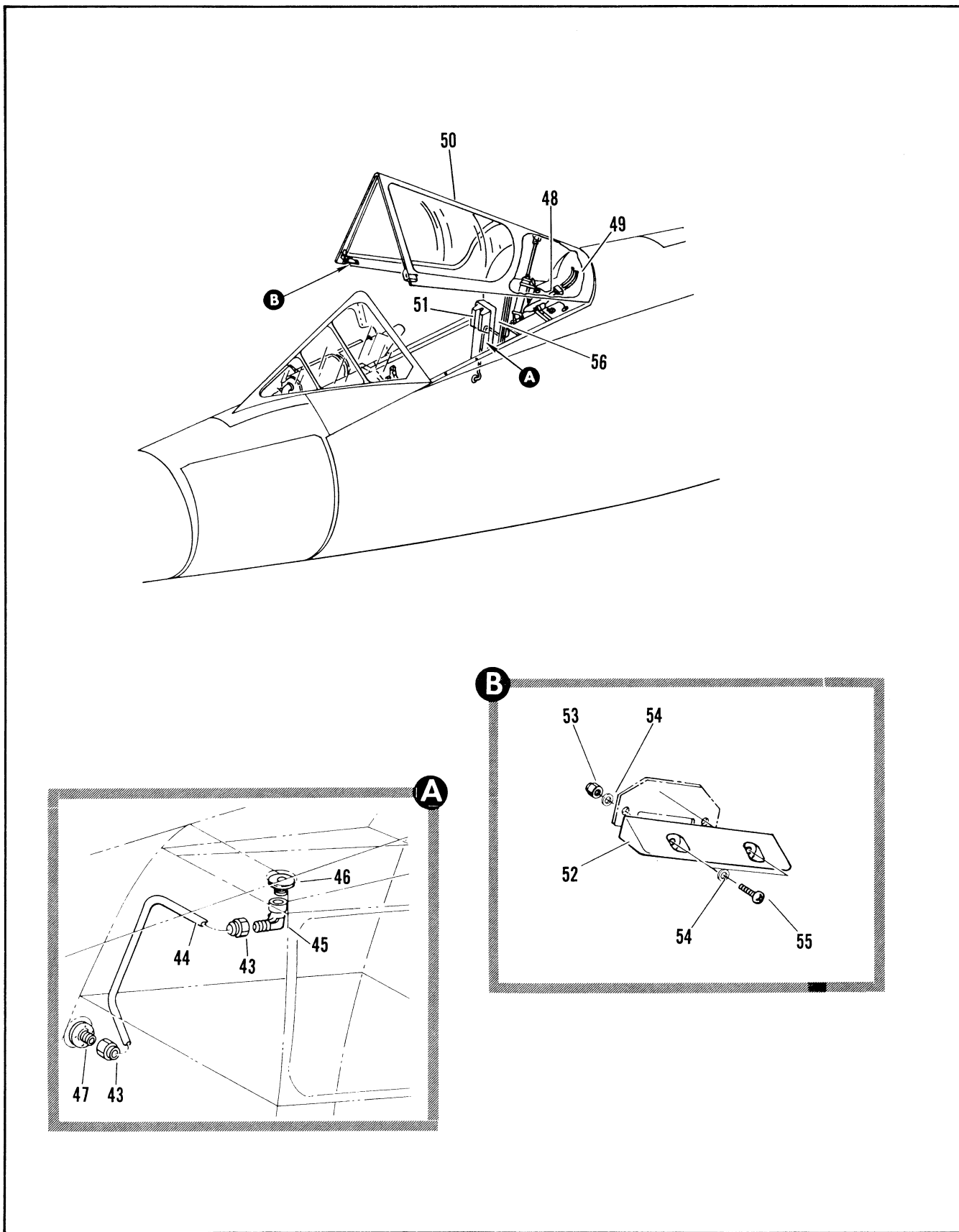


Figure 2.4-1. Windshield, Canopy and Seat (Sheet 3 of 3)

FIGURE AND INDEX NUMBER	PART NUMBER	DESCRIPTION	UNITS PER ASSY.	USABLE ON CODE	
				FROM	TO
2.4-2	8-74895	. DRAIN INSTL, CANOPY ACTUATOR WELL FOR NHA SEE FIG. 2.3-4	RF	35	
- 43	TA0F6	. . NUT, <84971> 96-28507-001	2	35	
- 44	8-74895-7	. . TUBE, DRAIN	1	35	
- 45	TA45F6-4	. . ELBOW, <84971> 93-39752-001	1	35	
- 46	8-74896	. . FLANGE, DRAIN UPPER	1	35	
- 47	8-77543	. . FLANGE, DRAIN LOWER	1	35	
- 48		. TUBING INSTL, LOW PRESSURE PNEUMATIC COCKPIT PRESSURE CONTROL SEE FIG. 2.9-7	RF		
- 49		. TUBING INSTL, LOW PRESSURE PNEUMATIC CANOPY SEAL SEE FIG. 2.9-9	RF		
- 50		. CANOPY INSTL, SEE FIG. 2.4-9	RF		
- 51	803498-421 8-95619	. SEAT INSTL, EJECTION, SEE FIG. 2.4-11 . NAME PLATE INSTL, COCKPIT CANOPY LATCH FOR NHA SEE FIG. 2.3-8	RF RF	35	
- 52	8-95618-7	. . NAMEPLATE ATTACHING PARTS	1	35	
- 53	NASE79A3	. . NUT (80295)	2	35	
- 54	AN960D6L	. . WASHER (88844)	4	35	
- 55	MS35206-232	. . SCREW (96906) -----X-----	2	35	
- 56	803499-407	. TRACK ASSY (92824) (SEE T.O. 13A5-18-93 FOR BREAKDOWN) (A-P)	1		

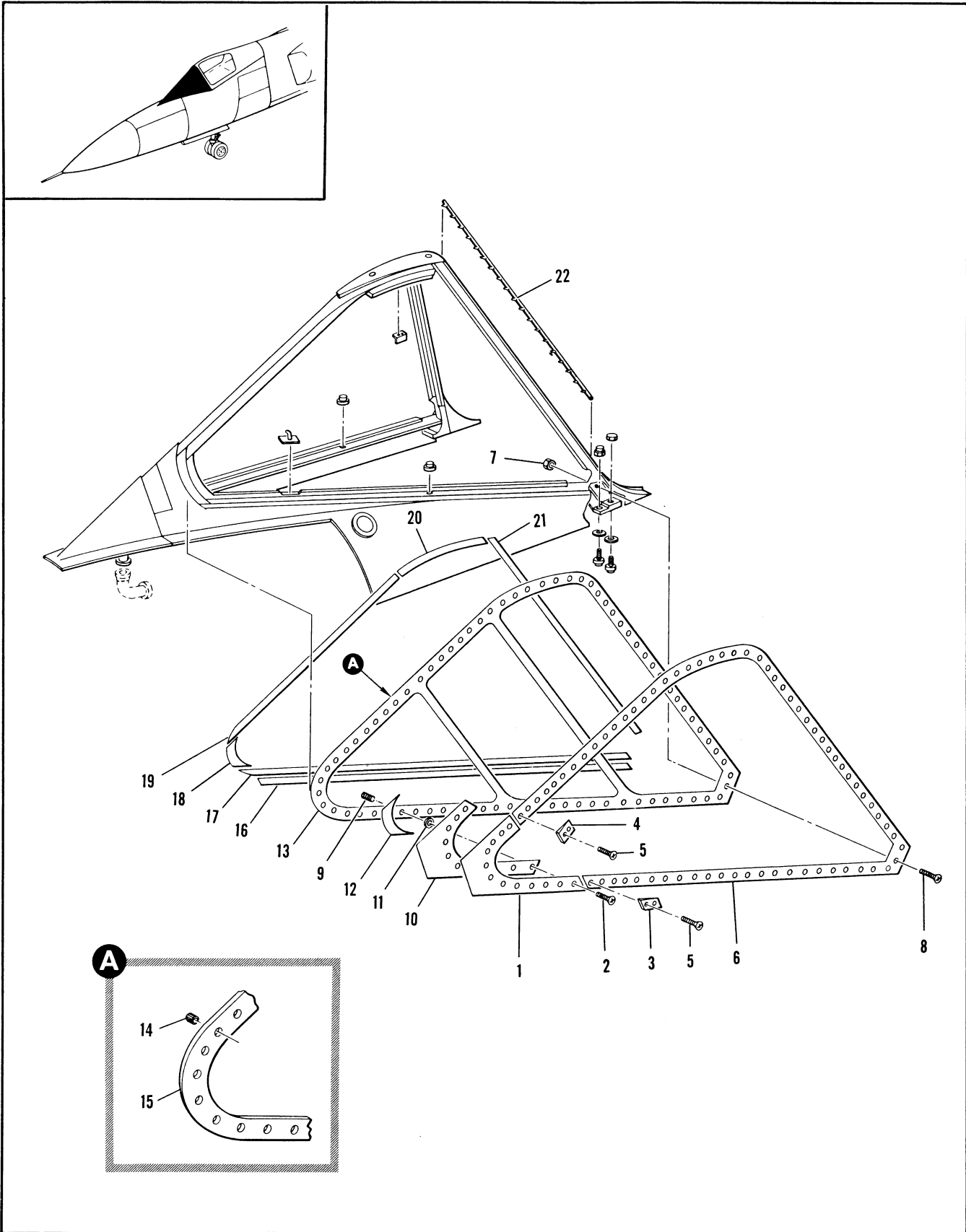


Figure 2.4-2. Windshield Installation (Sheet 1 of 3)

FIGURE AND INDEX NUMBER	PART NUMBER	DESCRIPTION	UNITS PER ASSY.	USABLE ON CODE	
				FROM	TO
		1 2 3 4 5 6			
2.4-2	8-74830	WINDSHIELD INSTALLATION, FOR NHA SEE FIG. 2.3-4	RF	35	
- 1	8-74850-1 8-74849-9 8-74849-11 8-77804	• GLASS INSTL, WINDSHIELD MODIFIED BY 8-74886 • RETAINER, WINDSHIELD FWD LH REPLACED BY INTCHG WITH 8-74849-11 • RETAINER, WINDSHIELD FWD LH REPLACES INTCHG WITH 8-74849-9 • DEFLECTOR, WINDSHIELD FWD LH REPLACES NOT INTCHG WITH 8-77804	1 1 1 1	35 35 A B	43
- 2	MS24694-53	• SCREW (96906) -----X-----	23	35	
- 3	8-77803-7	• FAIRING, WINDSHIELD RETAINER LOWER	1	B	
- 4	8-77803-9	• FAIRING, WINDSHIELD RETAINER UPPER	1	B	
- 5	MS24694-53	• ATTACHING PARTS	4	B	
- 5	MS24694-53	• SCREW (96906) -----X-----	4	B	
- 6	8-73830-65	• RETAINER, WINDSHIELD LH REPLACED BY NOT INTCHG WITH 8-77806	1	C	
	8-77806	• RETAINER, WINDSHIELD LH REPLACES NOT INTCHG WITH 8-73830-65	1	B	
	8-73830-69	• RETAINER, WINDSHIELD RH ATTACHING PARTS	1	35	
- 7	NAS679A3	• NUT, (80205) 96-37545-002	1	35	
- 8	MS24694-53	• SCREW, LH (96906)	AR	35	
- 8	MS24694-53	• SCREW, RH (96906)	98	35	
- 8	MS24694-51	• SCREW, RH (96906) -----X-----	6	35	
- 9	3591-3CNX.234	• INSERT, GLASS INSTALLATION WINDSHIELD <91767> 95-03003-017	AR	35	
- 10	8-74833-7	• INSULATOR, WINDSHIELD RETAINER LH REPLACED BY NOT INTCHG WITH 8-74833-9	1	35	47
	8-74833-9	• INSULATOR, WINDSHIELD RETAINER LH REPLACES NOT INTCHG WITH 8-74833-7 REPLACED BY NOT INTCHG WITH 8-77805	1	49	89
	8-77805	• INSULATOR, WINDSHIELD RETAINER REPLACES NOT INTCHG WITH 8-74833-9	1	B	
- 11	8-77769	• WASHER, WINDSHIELD GLASS	13	49	89
- 12	8-73830-43	• INSULATOR, REPLACED BY SUITABLE SUB 8-73830-71	2	35	215
	8-73830-71	• INSULATOR, REPLACES SUITABLE SUB FOR 8-73830-43	2	216	
- 13	8-73862-3	• GLASS ASSY, WINDSHIELD LH REPLACED BY INTCHG WITH 69D34546-1	1	35	
	69D34546-1	• GLASS ASSY, WINDSHIELD LH (98750) REPLACES INTCHG WITH 8-73862-3	1	35	
	69D34546-3	• GLASS ASSY, WINDSHIELD LH (98750) SUITABLE SUB FOR 69D34546-1	1	35	
	8-73862-4	• GLASS ASSY, WINDSHIELD RH REPLACED BY INTCHG WITH 69D34546-2	1	35	
	69D34546-2	• GLASS ASSY, WINDSHIELD RH (98750) REPLACES INTCHG WITH 8-73862-4	1	35	
	69D34546-4	• GLASS ASSY, WINDSHIELD RH (98750) SUITABLE SUB FOR 69D34546-2	1	35	
- 14	8-73839	• BUSHING, WINDSHIELD LH	96	35	
		A AIRPLANES #44 THRU 47 AND 49 THRU 89 B AIRPLANES #48, 90 AND ON C AIRPLANES #35 THRU 47 AND 49 THRU 89			

FIGURE AND INDEX NUMBER	PART NUMBER	DESCRIPTION	UNITS PER ASSY.	USABLE ON CODE	
				FROM	TO
		1 2 3 4 5 6			
2.4-2	8-73839	. . . BUSHING, WINDSHIELD RH	95	35	
- 15	8-73862-23	. . . GLASS ASSY, WINDSHIELD LH LAMINATED	1	35	
	8-73862-24	. . . GLASS ASSY, WINDSHIELD RH LAMINATED	1	35	
	8-74836	. . SEAL INSTL, WINDSHIELD	1	35	
- 16	8-74836-17	. . . BUMPER	2	35	
- 17	8-74836-9	. . . SEAL	2	35	
- 18	8-74836-7	. . . SEAL	2	35	
- 19	8-74836-11	. . . SEAL	2	35	
- 20	8-74836-13	. . . SEAL	2	35	
- 21	8-74836-15	. . . SEAL	2	35	
- 22	8-72843-9	. SEAL, WINDSHIELD WEATHER MAKE FROM 8-72841-7	1	35	
	8-72841-7	. SEAL, WINDSHIELD WEATHER	RF		

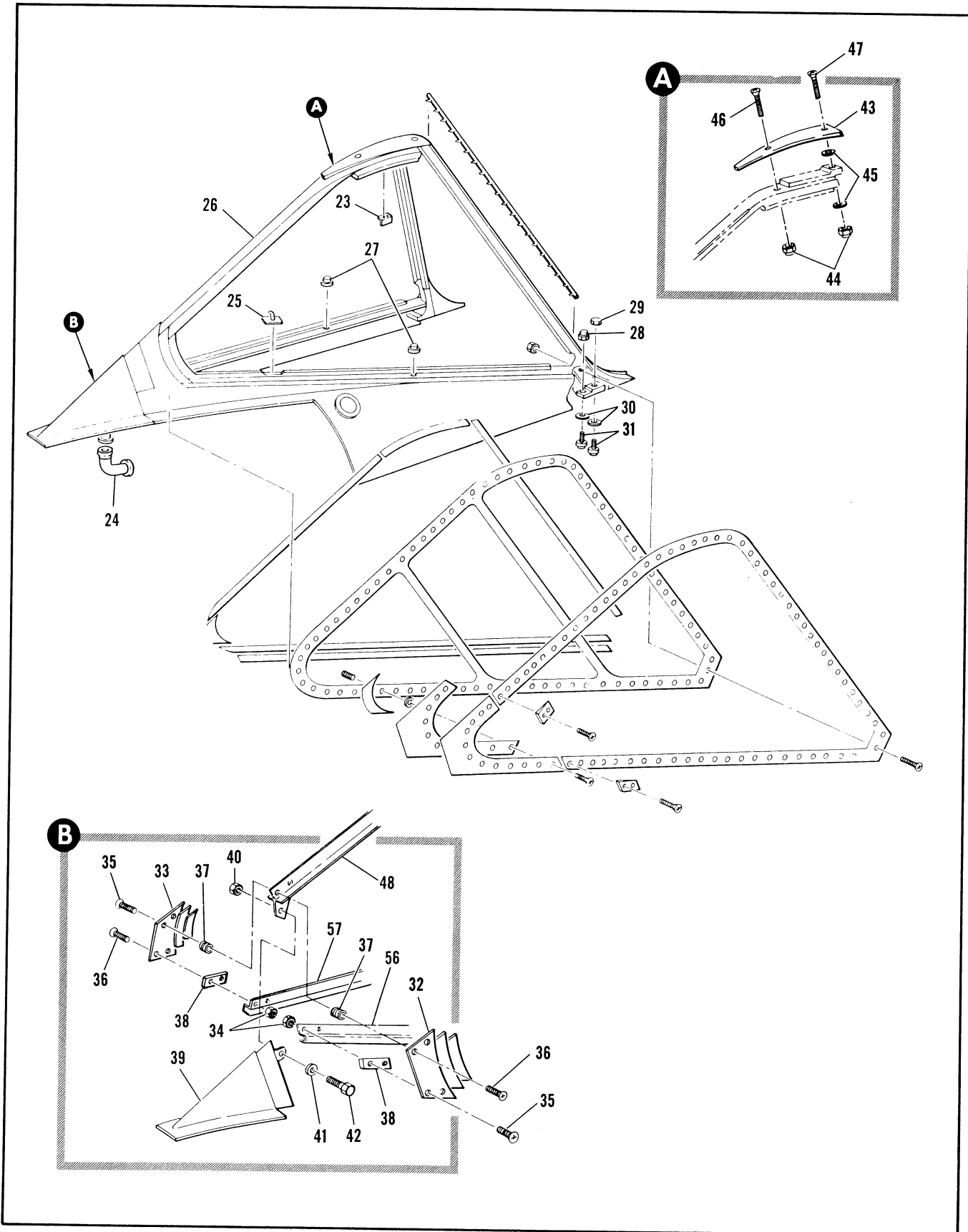


Figure 2.4-2. Windshield Installation (Sheet 2 of 3)

FIGURE AND INDEX NUMBER	PART NUMBER	DESCRIPTION	UNITS PER ASSY.	USABLE ON CODE	
				FROM	TO
		1 2 3 4 5 6			
2.4-2	8-74840	. STRUCTURE INSTL, WINDSHIELD	1	35	
- 23	8-94878-1	. . LATCH INSTL, WINDSHIELD REFLECTION BAFFLE	1	35	
- 24	8-94955-9	. . . LATCH ASSY, BAFFLE RIVETED	1	35	
		. . DUCT ASSY, RAIN REMOVAL NOZZLE PLENUM	RF		
		SEE FIG. 2.13-16			
- 25	8-94820	. . HOOK ASSY, REFLECTION SHIELD WELDED	2	35	
- 26	8-74840-81	. . STRUCTURE ASSY, WINDSHIELD	1	C	
	8-74840-101	. . STRUCTURE ASSY, WINDSHIELD	1	B	
		ATTACHING PARTS			
- 27	AN227-7B	. . FASTENER (88044)	2	35	
- 28	FN228428	. . NUT, <75237> 96-37612-001	2	35	
- 29	2452-048	. . NUT, <72962> 96-37508-101	2	35	
- 30	MS20002C4	. . WASHER (96906)	4	35	
- 31	MS20004-10	. . BOLT (96906)	4	35	
		-----X-----			
- 32	8-73838-9	. . . FITTING, WINDSHIELD FWD LOWER LH	1	35	
- 33	8-73838-10	. . . FITTING, WINDSHIELD FWD LOWER RH	1	35	
		ATTACHING PARTS			
- 34	NAS679A3	. . . NUT, (80205) 96-37545-002	4	35	
- 35	MS24694-51	. . . SCREW (96906)	4	35	
- 36	MS24694-60	. . . SCREW (96906)	4	35	
		-----X-----			
- 37	3591-3CNY.234	. . . INSERT, <91767> 95-03003-017	2	35	
- 38	8-73848-25	. . . SPACER, WINDSHIELD STRUCTURE	2	35	
- 39	8-74843	. . . FAIRING ASSY, WINDSHIELD NOSE RIVETED	1	35	
		ATTACHING PARTS			
- 40	NAS679A3	. . . NUT, (80205) 96-37545-002	1	35	
- 41	8-73841	. . . SHIM, WINDSHIELD	1	35	
- 42	AN173-5A	. . . BOLT (88044)	1	35	
		-----X-----			
- 43	8-73836-17	. . . FITTING, WINDSHIELD CENTER POST UPPER	1	35	
		ATTACHING PARTS			
- 44	NAS679A3	. . . NUT, (80205) 96-37545-002	2	35	
- 45	8-73841	. . . SHIM	2	35	
- 46	MS24694-60	. . . SCREW (96906)	1	35	
- 47	8-73559-9	. . . SCREW, ALTERED FROM AN509-10R19 (88044)	1	D	
	8-73559-11	. . . SCREW, ALTERED FROM AN509-10R20 (88044)	1	E	
		-----X-----			
		B AIRPLANES #48, 90 AND ON			
		C AIRPLANES #35 THRU 47 AND 49 THRU 89			
		D AIRPLANES #35 THRU 47 AND 49 THRU 60			
		E AIRPLANES #48, 61 AND ON			

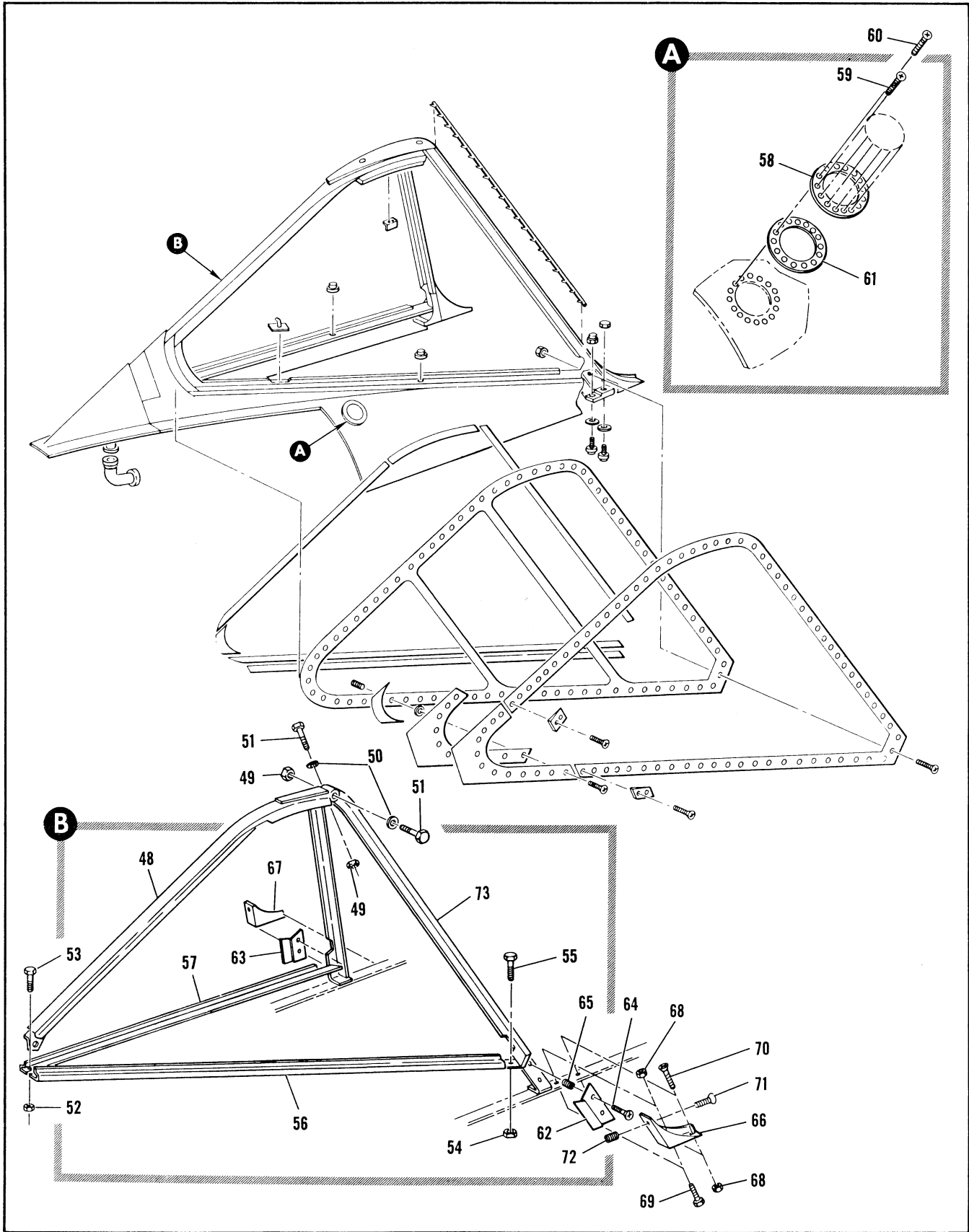


Figure 2.4-2. Windshield Installation (Sheet 3 of 3)

FIGURE AND INDEX NUMBER	PART NUMBER	DESCRIPTION	UNITS PER ASSY.	USABLE ON CODE	
				FROM	TO
2.4-2- 48	8-73833-9	. . . POST, WINDSHIELD CENTER MAKE FROM 8-73843	1	35	
	8-73843	. . . POST, WINDSHIELD CENTER ATTACHING PARTS	RF		
- 49	NAS679A3	. . . NUT, (80205) 96-37545-002	2	35	
- 50	8-73841	. . . SHIM, WINDSHIELD	2	35	
- 51	8-73559-7	. . . SCREW, ALTERED FROM NAS333PA10 ----X----	2	35	
- 52	NAS679A3	. . . NUT, (80205) 96-37545-002	24	35	
- 53	AN3-5A	. . . BOLT (88044)	16	35	
	AN3-5A	. . . BOLT (88044)	8	C	
	AN3-6A	. . . BOLT (88044)	8	B	
- 54	NAS679A4	. . . NUT, (80205) 96-37545-003	2	35	
- 55	AN174-6A	. . . BOLT (88044)	2	35	
- 56	8-74834-7	. . . SILL, WINDSHIELD LH	1	C	
	8-74834-11	. . . SILL, WINDSHIELD LH	1	B	
- 57	8-74834-8	. . . SILL, WINDSHIELD RH	1	C	
	8-74834-12	. . . SILL, WINDSHIELD RH	1	B	
- 58	8-74840-56	. . . DOOR, LH	1	35	
	8-74840-55	. . . DOOR, RH	1	35	
		ATTACHING PARTS			
- 59	NAS333PA4	. . . BOLT, LH (80205)	9	35	
- 60	NAS333FA5	. . . BOLT, LH (80205) ----X----	6	35	
- 61	8-74840-62	. . . GASKET, LH	1	35	
	8-74840-61	. . . GASKET, RH	1	35	
- 62	8-74846-9	. . . FILLER, WINDSHIELD FRAME LOWER AFT LH	1	35	
- 63	8-74846-10	. . . FILLER, WINDSHIELD FRAME LOWER AFT RH ATTACHING PARTS	1	35	
- 64	MS24694-50	. . . SCREW (96906) ----X----	4	35	
- 65	3591-30NX.234	. . . INSERT, <91767> 95-03003-017	4	35	
- 66	8-74837-11	. . . FITTING, WINDSHIELD FRAME LOWER AFT LH	1	35	
- 67	8-74837-12	. . . FITTING, WINDSHIELD FRAME LOWER AFT RH ATTACHING PARTS	1	35	
- 68	NAS679A3	. . . NUT, (80205) 96-37545-002	4	35	
- 69	AN3-6A	. . . BOLT (88044)	2	35	
- 70	MS24694-50	. . . SCREW (96906)	2	35	
- 71	MS24694-50	. . . SCREW (96906) ----X----	2	35	
- 72	3591-30NX.234	. . . INSERT, <91767> 95-03003-017	2	35	
- 73	8-74832	. . . FRAME, WINDSHIELD AFT	1	35	89
	8-74832-7	. . . FRAME, WINDSHIELD AFT	1	90	

B AIRPLANES #48 90 AND ON
C AIRPLANES #35 THRU 47 AND 49 THRU 89

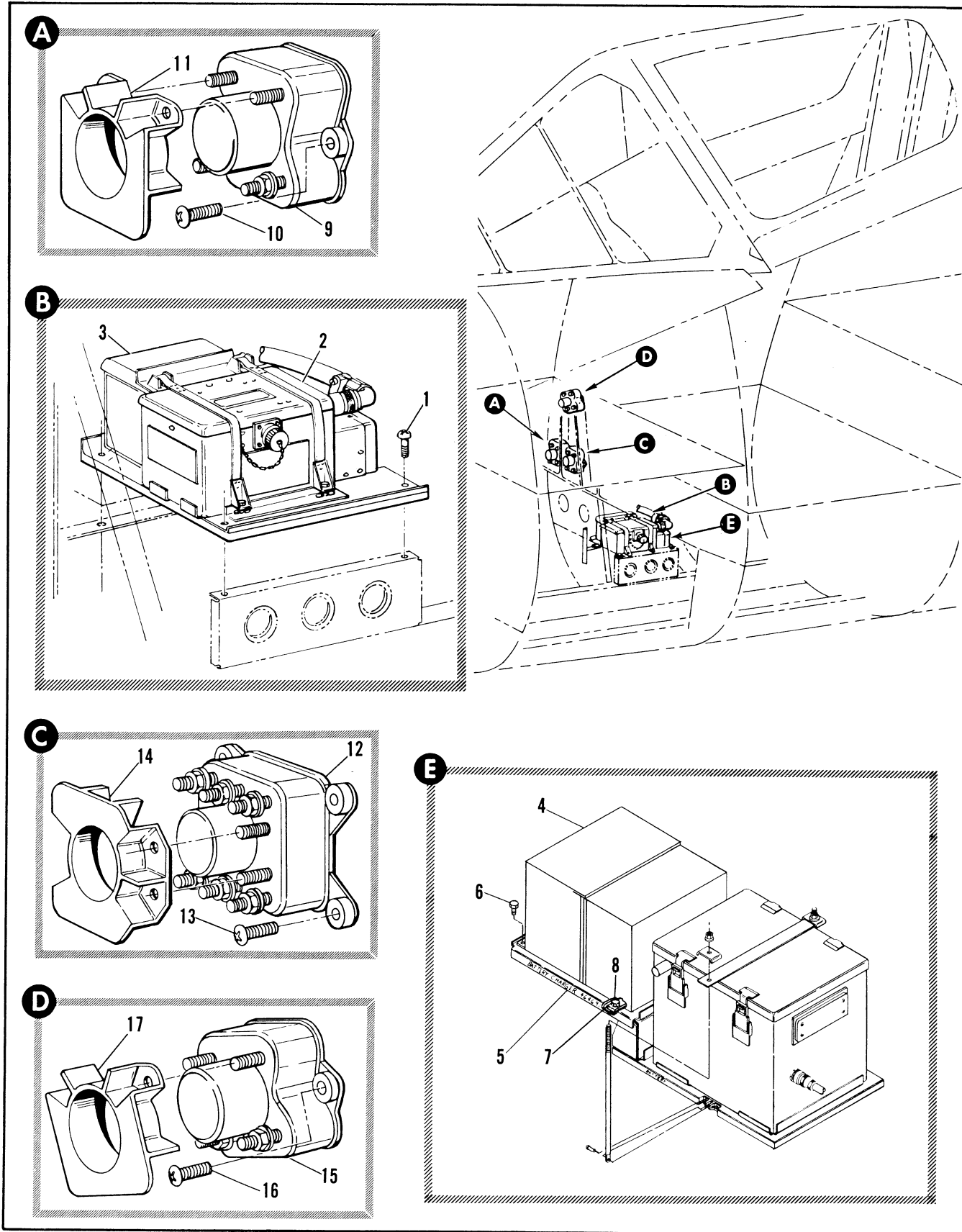


Figure 2.4-3. Canopy Electrical Equipment

FIGURE AND INDEX NUMBER	PART NUMBER	DESCRIPTION	UNITS PER ASSY.	USABLE ON CODE	
				FROM	TO
		1 2 3 4 5 6			
2.4-3	8-65153-1 7242860-10	CANOPY ELECTRICAL EQUIPMENT • CONTROL UNIT INSTL, CANOPY • EQUIPMENT INSTL, NWW LOWER (98750)	RF 1	35 35	
	P496A	MODIFICATION • CONTROL UNIT ASSY, CANOPY DC POWER SUPPLY <80795> SPEC 8-06450-1	RF	35	
- 1	MS51958-61	• ATTACHING PARTS • SCREW (96906) ----X----	RF	35	
- 2	5001414	• BATTERY, <80795> SPEC 8-06450-7 T.O.802-7-3	RF	35	
- 3	8248 63E35514-1	• BATTERY, <87362> ALT-INTCHG WITH 5001414 • TRANSFORMER RECTIFIER (98750)	RF RF	35 35	
- 4	464691-150	• BATTERY CHARGER (82577) GFAC AF INSTALLED	1	35	
- 5	7242935-10	• SHELF ASSY (98750) ATTACHING PARTS	1	35	
- 6	AN3-3A	• BOLT (88044) ----X----	6	35	
- 7	7242965-01	• SUPPORT (98750) ATTACHING PARTS	1	35	
- 8	AN3-3A	• BOLT (88044) ----X----	2	35	
	8-65154-1 8-65154-3	• RELAY INSTL, CANOPY • RELAY INSTL, CANOPY	1 1	A B	
- 9	MS2414002	• RELAY, CANOPY DOWN ACTUATOR MOTOR (96906) ATTACHING PARTS	1	35	
- 10	MS35207-264 NAS623-3-6	• SCREW (96906) • SCREW (80205) ----X----	2 2	A B	
- 11	49-2667-2	• COVER, RELAY <15605> 92-74400-001	1	35	
- 12	6042H21	• RELAY ASSY, CANOPY CLUTCH DISENGAGE <15605> 97-38022-013 ATTACHING PARTS	1	35	
- 13	MS51958-64 MS51958-65	• SCREW (96906) • SCREW (96906) ----X----	4 4	A B	
- 14	49-2661-2	• COVER, RELAY <15605> 92-74400-002	1	35	
- 15	MS2414002	• RELAY, CANOPY UP ACTUATOR MOTOR (96906) ATTACHING PARTS	1	35	
- 16	MS51958-64 MS35207-264	• SCREW (96906) • SCREW (96906) ----X----	2 2	A B	
- 17	49-2667-2	• COVER, RELAY <15605> 92-74400-001	1	35	
		A AIRPLANES #35 THRU 47 AND 49 THRU 89 B AIRPLANES #48, 90 AND ON			

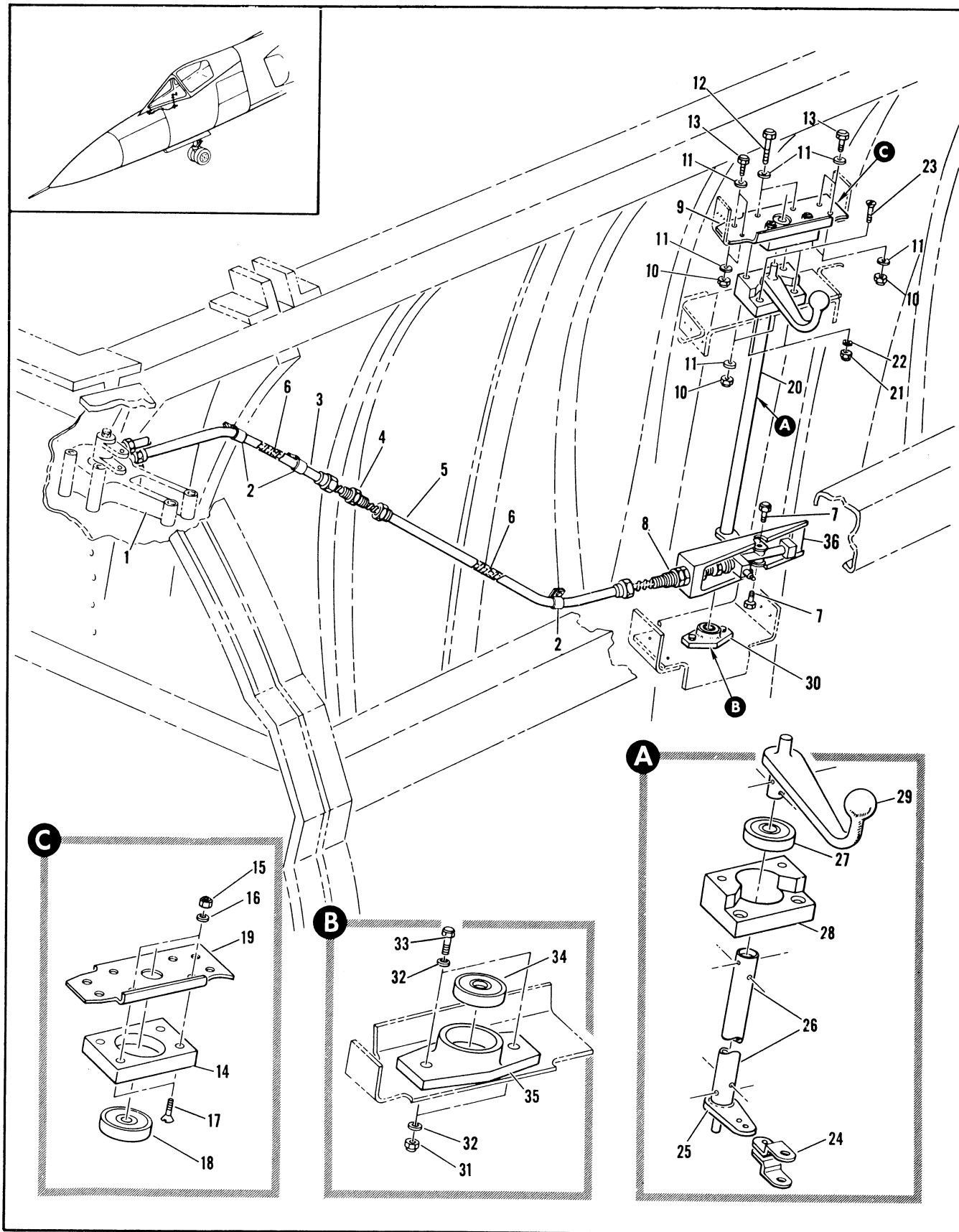


Figure 2.4-4. Canopy Latch Control Installation

FIGURE AND INDEX NUMBER	PART NUMBER	DESCRIPTION 1 2 3 4 5 6	UNITS PER ASSY.	USABLE ON CODE	
				FROM	TO
2.4-4	8-95910	CONTROL INSTALLATION, CANOPY LATCH FOR NHA SEE FIG. 2.3-8 INDEX 11	RF	35	129
- 1		• CONTROL ASSY, CANOPY LATCH TELEFLEX SEE FIG. 2.4-12 INDEX 46	RF		
- 2	A5546	• SUPPORT, <78710> 98-59800-001 ATTACHING PARTS	3	35	129
	NAS679A3	• NUT (80205)	1	35	129
	AN960-10L	• WASHER (88044)	3	35	129
	NAS221-7	• SCREW (80205)	3	35	129
		----X----			
- 3	8-95910-57	• CONDUIT ASSEMBLY	1	35	89
	8-95910-85	• CONDUIT ASSEMBLY	1	90	129
- 4	A6329	• NIPPLE <78710> 96-29000-001	1	35	129
- 5	8-95910-55	• CONDUIT ASSEMBLY	1	35	89
	8-95910-63	• CONDUIT ASSEMBLY	1	90	129
- 6		• CABLE, SEE FIG. 2.4-12 INDEX 5	RF		
- 7	AN3TYPE	• BOLT, FURNISHED WITH 13637	RF	35	129
- 8	13637	• CONTROL ASSY, TELESCOPIC UNIT <78710> SPEC 8-09424-9 T.O.16L1-5-14-3 REPLACED BY NOT INTCHG WITH 15663	1	35	129
- 9	8-95910-37	• BEARING ASSEMBLY ATTACHING PARTS	1	35	129
- 10	NAS679A3	• NUT (80205)	6	35	129
- 11	AN960PD10L	• WASHER (88044)	12	35	129
- 12	AN3C16A	• BOLT (88044)	2	35	129
- 13	AN3-4A	• BOLT (88044)	4	35	129
		----X----			
- 14	8-95917	• BLOCK, TORQUE TUBE UPPER BEARING ATTACHING PARTS	1	35	129
- 15	NAS679A3	• NUT (80205)	2	35	129
- 16	AN960PD10L	• WASHER (88044)	2	35	129
- 17	MS24694-C52	• SCREW (96906)	2	35	129
		----X----			
- 18	MS27641-6	• BEARING (96906)	1	35	129
- 19	8-95910-11	• SUPPORT	1	35	129
- 20	8-95910-29	• HANDLE ASSY, CANOPY LATCH CONTROL ATTACHING PARTS	1	35	129
- 21	NAS679A3	• NUT (80205)	2	35	129
- 22	AN960PD10L	• WASHER (88044)	2	35	129
- 23	MS24694-C54	• SCREW (96906)	2	35	129
		----X----			
- 24	14390	• TRUNNION, <78710> SPEC 8-09424-7 T.O.16L1-5-14-3 REPLACED BY NOT INTCHG WITH 15273	2	35	129
- 25	8-95911-3	• ARM, MAKE FROM 8-95911-9	1	35	129
	8-95911-9	• ARM	RF		
- 26	8-95918	• TUBE, CANOPY LATCH HANDLE TORQUE	1	35	129
	8-95910-39	• BEARING ASSEMBLY	1	35	129
- 27	MS27641-3	• BEARING (96906)	1	35	129
- 28	8-95916	• BLOCK	1	35	129
- 29	8-95919-7	• HANDLE, CANOPY LATCH RELEASE	1	35	129
	8-95910-9	• SUPPORT	1	35	129
	8-95910-13	• CLIP	2	35	129
- 30	8-95910-35	• BEARING ASSEMBLY ATTACHING PARTS	1	35	129
- 31	NAS679A3	• NUT (80205)	2	35	129
- 32	AN960PD10L	• WASHER (88044)	4	35	129
- 33	AN3-5A	• BOLT (88044)	2	35	129
		----X----			
- 34	MS27645-6	• BEARING (96906)	1	35	129
- 35	8-95913	• RETAINER, TORQUE TUBE BEARING	1	35	129
- 36	8-95922-11	• SUPPORT, CANOPY LATCH HANDLE MAKE FROM 8-95922	1	35	129
	8-95922	• SUPPORT	RF		

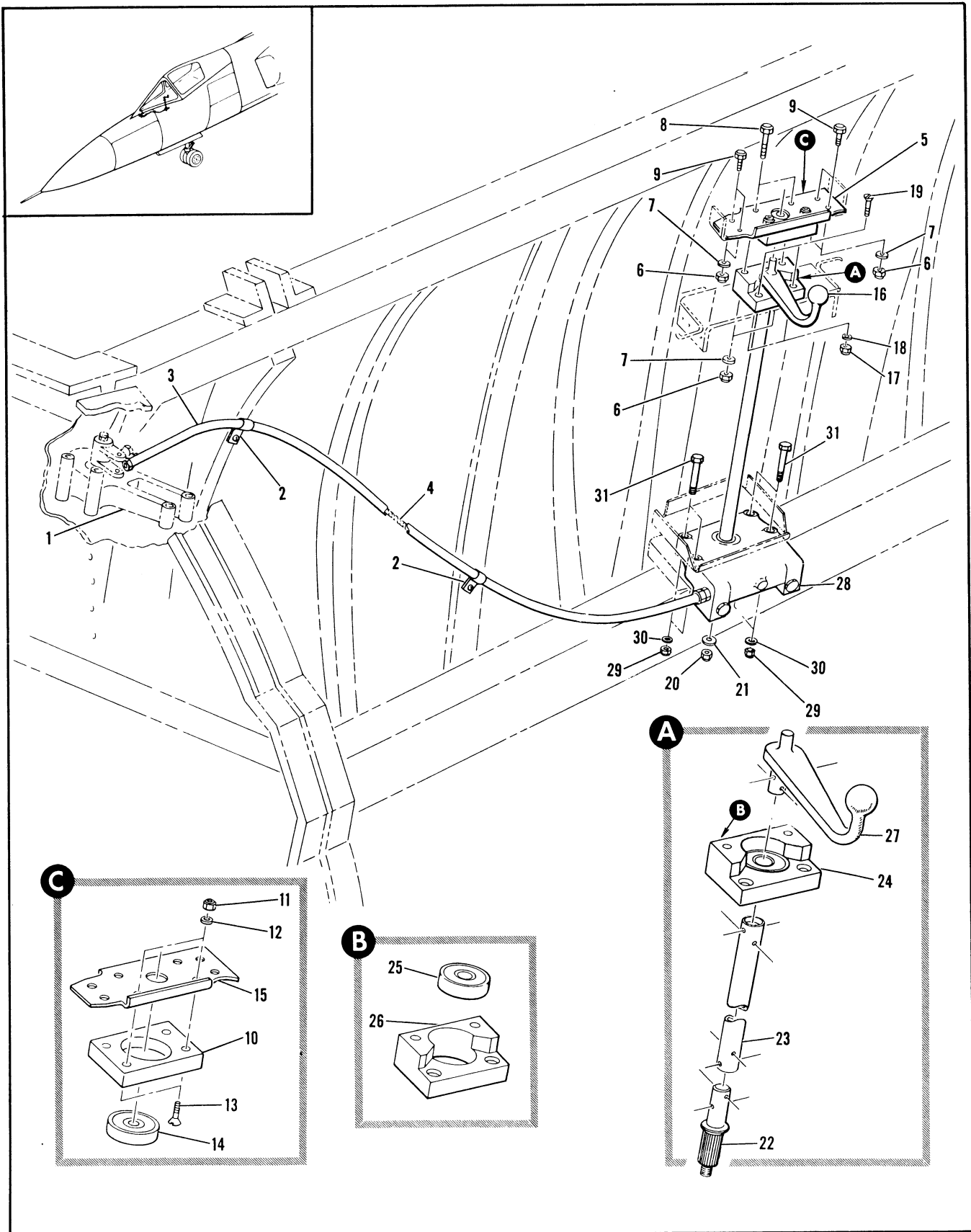


Figure 2.4-5. Canopy Latch Control Installation

FIGURE AND INDEX NUMBER	PART NUMBER	DESCRIPTION	UNITS PER ASSY.	USABLE ON CODE	
				FROM	TO
2.4-5	8-95693	CONTROL INSTALLATION, CANOPY LATCH FOR NHA SEE FIG. 2.3-8	RF	130	
- 1		• CONTROL ASSY, CANOPY LATCH TELEFLEX SEE FIG. 2.4-12 INDEX 46	RF		
- 2	A5506	• SUPPORT, <78710> 98-59800-001 ATTACHING PARTS	2	130	
	NAS102203	• NUT (80205)	2	130	
	MS35206-62	• SCREW (96906)	2	130	
		-----X-----			
- 3	8-95693-23	• CONDUIT ASSEMBLY	1	130	
- 4		• CABLE, SEE FIG. 2.4-12 INDEX 5	RF		
- 5	8-95910-37	• BEARING ASSY, CANOPY LATCH HANDLE ATTACHING PARTS	1	130	
- 6	NAS679A3	• NUT (80205)	6	130	
- 7	AN960PD10L	• WASHER (88044)	6	130	
- 8	AN3C16A	• BOLT (80044)	2	130	
- 9	AN3-4A	• BOLT (80044)	4	130	
		-----X-----			
- 10	8-95917	• BLOCK, TORQUE TUBE UPPER BEARING ATTACHING PARTS	1	130	
- 11	NAS679A3	• NUT (80205)	2	130	
- 12	AN960PD10L	• WASHER (88044)	2	130	
- 13	MS24694-49	• SCREW (96906)	2	130	
		-----X-----			
- 14	MS27641-6	• BEARING (96906)	1	130	
- 15	8-95910-11	• SUPPORT	1	130	
- 16	8-95693-21	• HANDLE ASSEMBLY ATTACHING PARTS	1	130	
- 17	NAS679A3	• NUT (80205)	2	130	
- 18	AN960PD10L	• WASHER (88044)	2	130	
- 19	MS24694-054	• SCREW (96906)	2	130	
- 20	NAS679C6	• NUT, FURNISHED WITH 15663	RF	130	
- 21	AN960C616L	• WASHER, FURNISHED WITH 15663	RF	130	
		-----X-----			
- 22	15663	• SHAFT, CONTROL CANOPY LATCH 100 TOOTH <78710> SPEC 8-09649-3 REPLACES NOT INTCHG WITH 13637	1	130	
- 23	8-95918-7	• TUBE, CANOPY LATCH HANDLE TORQUE	1	130	
- 24	8-95911-39	• BEARING ASSY, CANOPY LATCH HANDLE	1	130	
- 25	MS27641-8	• BEARING (96906)	1	130	
- 26	8-95916	• BLOCK, CANOPY LATCH HANDLE	1	130	
- 27	8-95919-7	• HANDLE, CANOPY LATCH RELEASE	1	130	
- 28	15273	• BOX ASSY, CONTROL CANOPY LATCH 100 TOOTH <78710> SPEC 8-09649-1 T.O.16L1-5-15-3 REPLACES NOT INTCHG WITH 1439C ATTACHING PARTS	1	130	
		• NUT (80205)	4	130	
- 29	NAS679A3	• WASHER (88044)	4	130	
- 30	AN960PD10L	• BOLT (80044)	4	130	
- 31	AN3-13A	• BOLT (80044)	4	130	
		-----X-----			

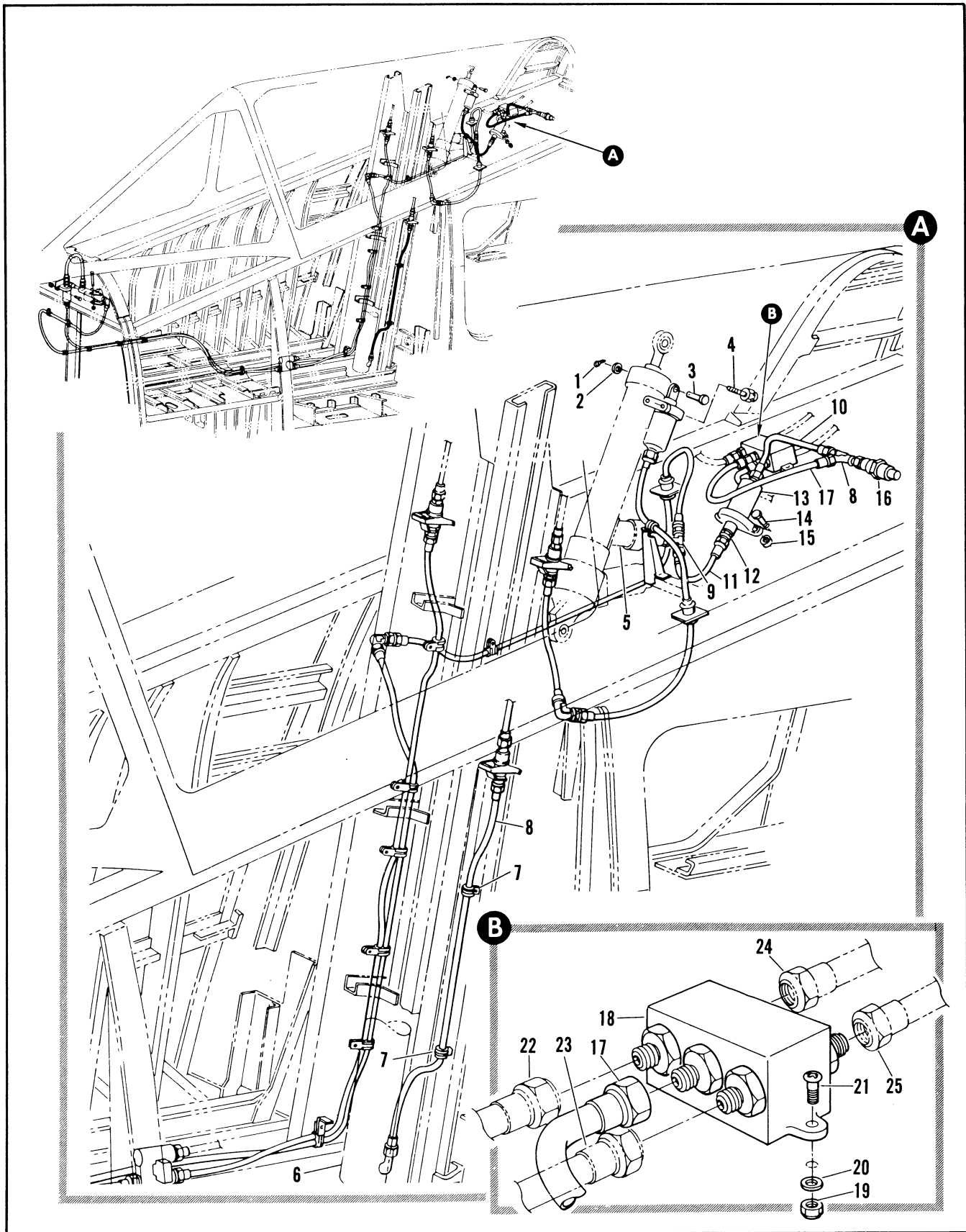


Figure 2.4-6. Cartridge Powered Canopy Jettison Installation

FIGURE AND INDEX NUMBER	PART NUMBER	DESCRIPTION	UNITS PER ASSY.	USABLE ON CODE	
				FROM	TO
2.4-6	94-3-1	• INITIATOR, M3A1 GFAE AERNO 93-0316 (19200)	1	35	
	94-3-1	• INITIATOR M3A2 GFAE AERNO 93-0316 (19200) ALT INTCHG WITH INITIATOR, M3A1 ATTACHING PARTS			
- 1	MS24665-132	• PIN (96906)	1		
- 2	AN960-10	• WASHER (88044)	1		
- 3	MS20392-2-11	• PIN (96906)	1		
- 4	AN4H2A	• BOLT (88044) ----X----	2		
- 5		• REMOVER, ELECTRICAL CANOPY SEE FIG. 2.4-12 INDEX 12A	RF		
- 6		• CATAPULT, EJECTION SEAT TYPE MK-1 SEE FIG. 2.4-11	RF		
- 7	MS21919005	• CLAMP (96906) ATTACHING PARTS	2		
	NAS679A3	• NUT (80205)	2		
	AN960-10	• WASHER (88044)	2		
	MS51958-61	• SCREW (96906) ----X----	2		
- 8	806672-401	• HOSE ASSY, SEAT JETTISON LOWER LH QUICK DISCONNECT TO MK-1 CATAPULT	1	35	
	R3806-4-0360	• HOSE ASSY, TETRAFLUOROETHYLENE <50599> 94-80505-017	1	35	
- 9	MS24395-4	• TEE (96906)	2		
	AN924-4	• NUT (88044)	2		
	AN6290-4	• GASKET (88044)	2		
- 10	8-94816-883	• HOSE ASSY, CANOPY JETTISON	1		
	R3800-4-0080	• HOSE ASSY, TETRAFLUOROETHYLENE <50599> 94-80505-050	1		
- 11	8-94816-881	• HOSE ASSY, CANOPY JETTISON	1		
	R3800-4-0107	• HOSE ASSY, TETRAFLUOROETHYLENE <50599> 94-80505-053	1		
- 12	MS24392-4	• UNION (96906)	1		
		• GASKET (88044)	1		
- 13	94-3-11	• INITIATOR, M3A2 GFAE AERNO 93-0316 (19200)	RF	35	
		• INITIATOR, CARTRIDGE ACTUATED AERNO93-0318 TYPE M3A2 GFAE ALT INTCHG WITH 94-3-11 ATTACHING PARTS	RF		
- 14	AN4-11A	• BOLT (88044) ----X----	2		
- 15	8-94166-19	• SPACER	2		
- 16	8734	• CUTTER, CARLE <45598> SPEC 8-06437-3 T.O.13A12-2-3	1		
- 17	8-94816-881	• HOSE ASSY, CANOPY JETTISON	1		
	R3800-4-0140	• HOSE ASSY, TETRAFLUOROETHYLENE <45598> 94-80505-001	1		
- 18	8637	• FITTING ASSY, BREAKAWAY <45598> SPEC 8-02486-1 ATTACHING PARTS	1		
- 19	NAS679A3	• NUT (80205)	2		
- 20	AN960-10	• WASHER (88044)	2		
- 21	NAS221-9	• SCREW (80205) ----X----	2		
- 22		• TUBE ASSY, QUICK DISCONNECT SEE FIG. 2.9-7	RF		
- 23		• TUBE ASSY, SELECTOR VALVE SEE FIG. 2.9-9	RF		
- 24		• HOSE ASSY, COCKPIT SAFETY VALVE SEE FIG. 2.9-7	RF		
- 25		• HOSE ASSY, CANOPY SEAL SEE FIG. 2.9-9	RF		

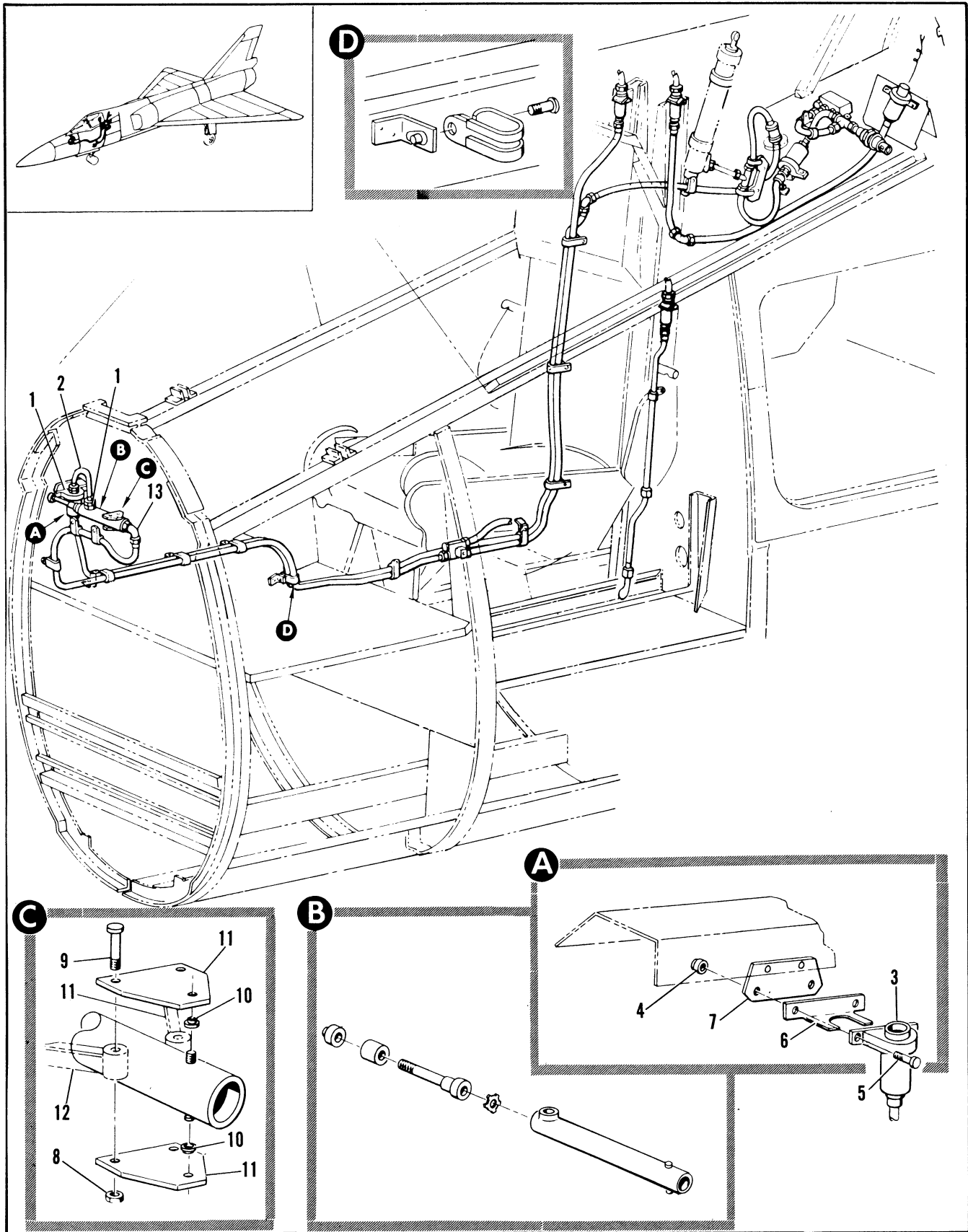


Figure 2.4-7. Canopy and Seat Ejection Hose Installation (Sheet 1 of 5)

FIGURE AND INDEX NUMBER	PART NUMBER	DESCRIPTION	UNITS PER ASSY.	USABLE ON CODE	
				FROM	TO
		1 2 3 4 5 6			
2.4-7	8-94166-801	HOSE INSTALLATION, CANOPY AND SEAT JETTISON MODIFIED BY 8-31983 FOR NHA SEE FIG. 2.3-3	1	A	
	8-94166-805	HOSE INSTALLATION, CANOPY AND SEAT JETTISON MODIFIED BY 8-31983 FOR NHA SEE FIG. 2.3-3	1	B	
	8-94166-807	HOSE INSTALLATION, CANOPY AND SEAT JETTISON MODIFIED BY 8-31983 AND 8-95882 FOR NHA SEE FIG. 2.3-3	1	C	
	8-94180	HOSE INSTALLATION, CANOPY AND SEAT JETTISON MODIFIED BY 8-31983 FOR NHA SEE FIG. 2.3-3	RF	D	
	8-94180-3	HOSE INSTALLATION, CANOPY AND SEAT JETTISON FOR NHA SEE FIG. 2.0-3	RF	278	
	8-94166-803	JETTISON INSTALLATION, CARTRIDGE POWERED CANOPY FOR NHA SEE FIG. 2.1-1	1	G	
	8-94180-1	JETTISON INSTALLATION, CARTRIDGE POWERED CANOPY FOR NHA SEE FIG. 2.1-1	RF	ALL	
- 1	MS24392-4	• UNION (96906)	2	35	
	AN6290-4	• GASKET (88044)	2	35	
- 2	8-94816-871	• HOSE ASSY, CANOPY JETTISON	1	35	
	R3800-4-0107	• HOSE ASSY, TETRAFLUOROETHYLENE <50599> 94-80505-053	1	35	
- 3	94-3-11	• INITIATOR, M5A2 GFAE AERNO 93-3318 (19200)	RF	35	
		• INITIATOR, CARTRIDGE ACTUATED AERNO93-3318 TYPE M5A2 GFAE ALT INTCHG WITH 94-3-11 ATTACHING PARTS	RF	189	
- 4	NAS679A4	• NUT (80205)	2	35	
- 5	AN4-6A	• BOLT (88044)	2	35	
		-----X-----			
- 6	8-94166-31	• BRACKET	1	35	
- 7	8-94166-25	• PLATE	1	35	
	8-94112	• PLATE ASSY, TRUNNION CANOPY LATCH MECHANISM ATTACHING PARTS	2	35	
- 8	NAS679A3	• NUT (80205)	2	35	
	MS21078-3	• NUT PLATE (96906)	2		
	MS20426D3-6	• RIVET (96906)	4	35	
- 9	AN3-17A	• BOLT (88044)	2	35	
		-----X-----			
- 10	NAS77A4-13	• BUSHING (80205)	2	35	
- 11	8-94112-7	• TRUNNION	2	35	
- 12		• CONTROL ASSY, CANOPY LATCH TELEFLEX SEE FIG. 2.4-12	RF		
- 13	MS24394-4	• ELPOW (96906)	1	35	
	AN924-4	• NUT (88044)	1	35	
	AN6290-4	• GASKET	1	35	
		A AIRPLANES #35 THRU 47 AND 49 THRU 89			
		B AIRPLANES #48 AND 90 THRU 129			
		C AIRPLANES #130 THRU 242, 244, 245, 247, 249, AND 259			
		D AIRPLANES #243, 246, 248, 250 THRU 258, AND 260 THRU 277			
		G AIRPLANES #35 THRU 242, 244, 245, 247, 249, AND 25.			

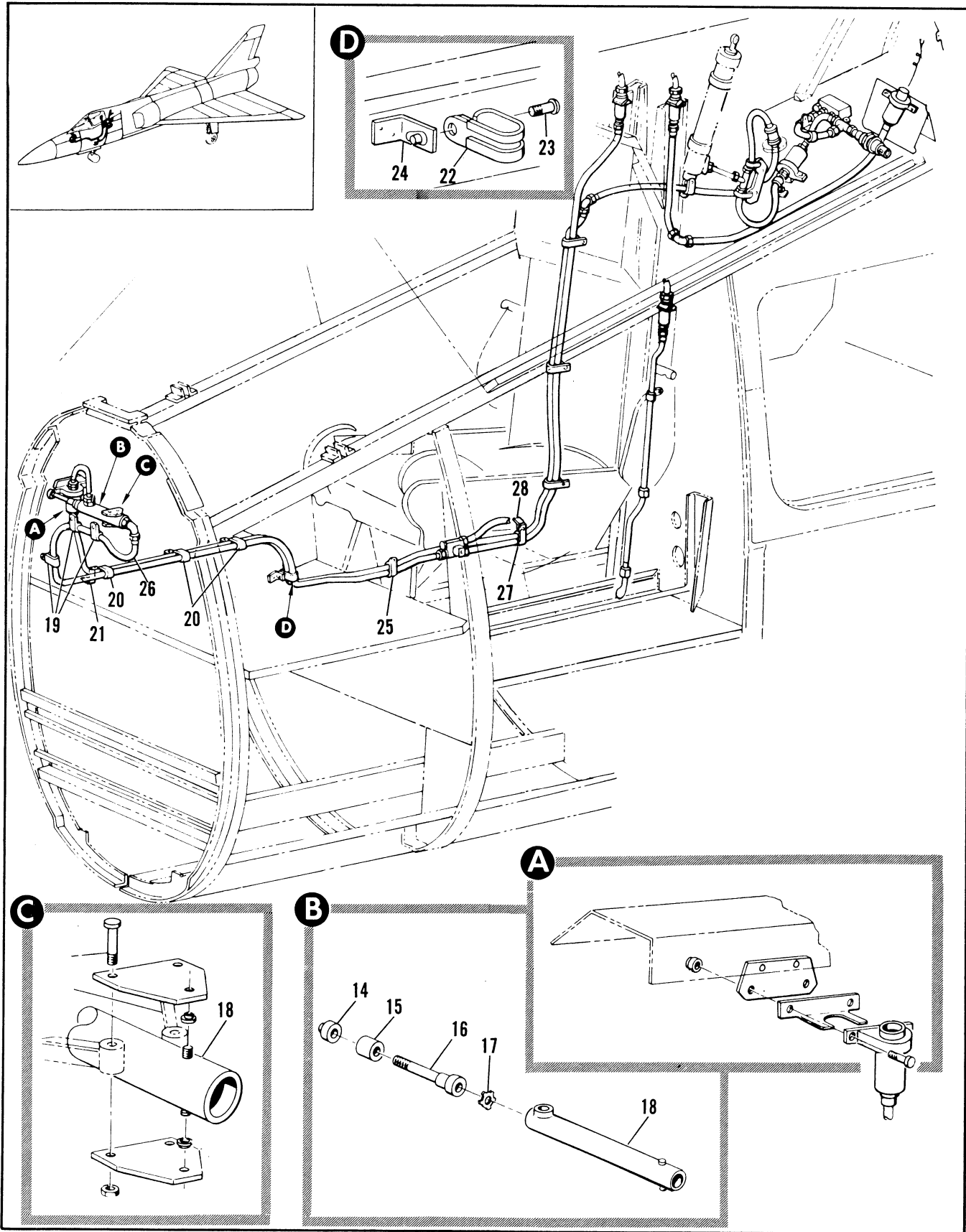


Figure 2.4-7. Canopy and Seat Ejection Hose Installation (Sheet 2 of 5)

FIGURE AND INDEX NUMBER	PART NUMBER	DESCRIPTION	UNITS PER ASSY.	USABLE ON CODE	
				FROM	TO
				1	2
2.4-7- 14	AN310-4	• NUT (88044)	1	35	
- 15	NAS43HT4-32	• SPACER (80205)	1	35	
- 16	R-94113	• EXTENSION, CANOPY LATCH THRUSTER	1	35	
- 17	R-94118	• WASHER, THRUSTER	1	35	
- 18	94-4-14	• THRUSTER, M3A1 CANOPY JETTISON GFAE AERNO 93-0742 (19200) WHEN RE-PLACED, INSTALL THRUSTER M3A3	1	35	
	8594491	• THRUSTER M3A2 CANOPY JETTISON GFAE AERNO 93-074- (19200) WHEN REPLACED INSTALL THRUSTER M3A3	1	35	
	10522629	• THRUSTER, M3A3 CANOPY JETTISON GFAE AERNO 93-0742 (19200)	1	35	
- 19	MS21915D05	• CLAMP (96906) ATTACHING PARTS	3	35	
	NAS679A3	• NUT (80205)	3	35	
	AN967D10L	• WASHER (88044)	3	35	
	MS51958-61	• SCREW (96906) -----X-----	3	35	
- 20	443-5-2-8	• CLAMP, <00502> 91-98004-001 ATTACHING PARTS	3	35	
	NAS679A3	• NUT (80205)	3	35	
	MS51958-61	• SCREW (96906) -----X-----	3	35	
- 21	R-94166-35	• BRACKET	1	189	
- 22	443-5-2-8	• CLAMP, <00502> 91-98004-001 ATTACHING PARTS	1	35	
- 23	MS51958-61	• SCREW (96906) -----X-----	1	35	
- 24	90-93505-012	• BRACKET, 90-93505-001	1	35	
- 25	443-5-2-8	• CLAMP <00502> 91-98004-001 ATTACHING PARTS	1	35	
	NAS679A3	• NUT (80205)	1	35	
	MS51958-63	• SCREW (96906) -----X-----	1	35	
- 26	R-94816-841	• HOSE ASSY, CANOPY JETTISON	1	35	
	R3800-4-0830	• HOSE ASSY, TETRAFLUOROETHYLENE <50599> 94-80505-025	1	35	
- 27	443-5-2-8	• CLAMP, <00502> 91-98004-001 ATTACHING PARTS	1	35	
	NAS679A3	• NUT (80205)	1	35	
	MS51958-61	• SCREW (96906) -----X-----	1	35	
- 28	R-94166-27	• CLIP	1	35	

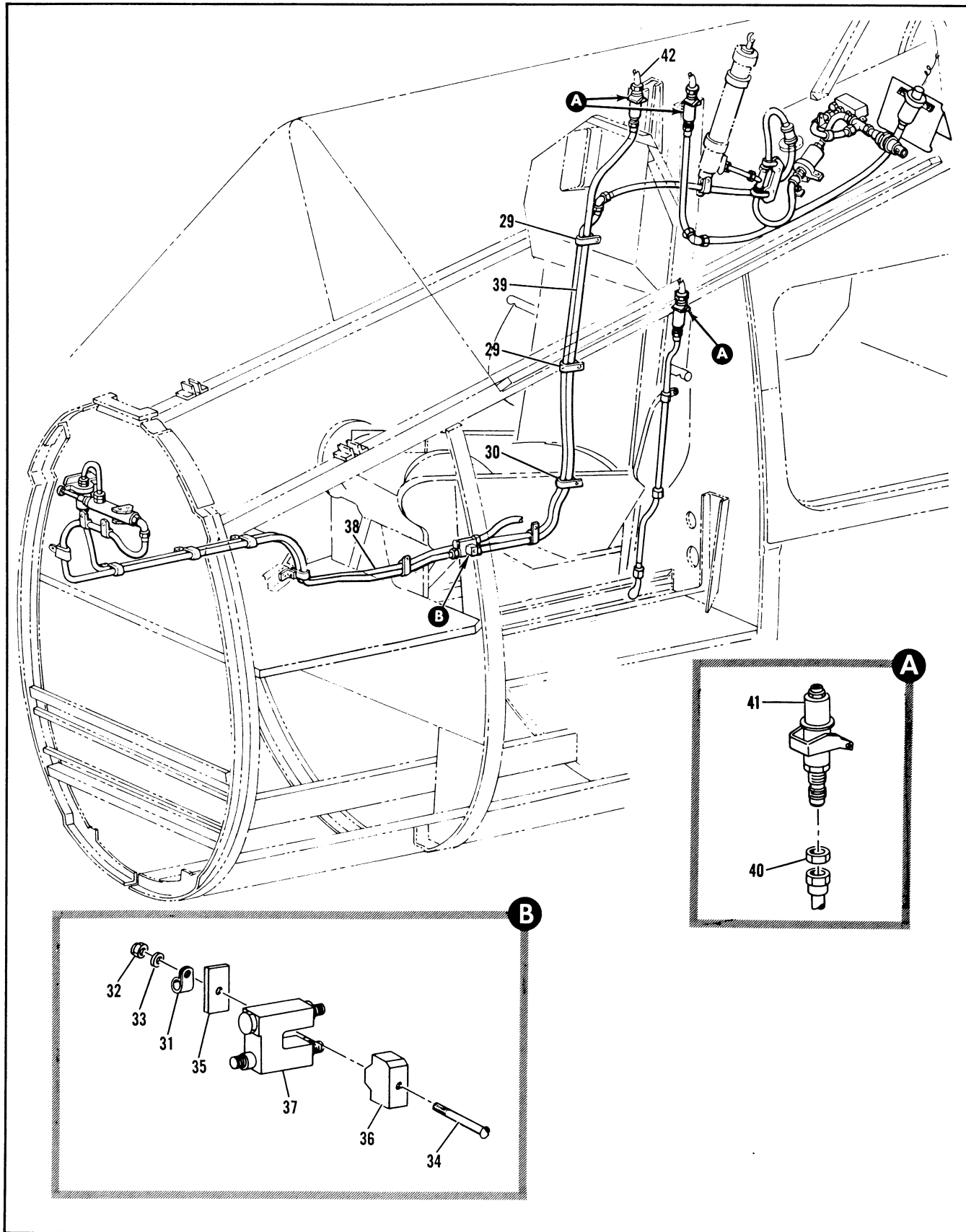


Figure 2.4-7. Canopy and Seat Ejection Hose Installation (Sheet 3 of 5)

FIGURE AND INDEX NUMBER	PART NUMBER	DESCRIPTION 1 2 3 4 5 6	UNITS PER ASSY.	USABLE ON CODE	
				FROM	TO
2.4-7- 29	443-5-2-8	• CLAMP, <00502> 91-98004-001 ATTACHING PARTS	2	35	
	MS51958-61	• SCREW (96906) ----X----	2	35	
- 30	443-5-2-8	• CLAMP, <00502> 91-98004-001 ATTACHING PARTS	1	35	
	NAS1103-1	• BOLT (80205) ----X----	1	35	
- 31	MS21919009	• CLAMP (96906) ATTACHING PARTS	1	35	
- 32	WAS679A3	• NUT (88005)	1	35	
- 33	AN960-10	• WASHER (88044)	1	35	
- 34	AN3-21A	• BOLT (88044) ----X----	1	35	
- 35	8-94166-15	• PLATE	1	35	
- 36	8-94166-13	• SPACER	1	35	
- 37	4C127-1	• VALVE ASSY, PNEUMATIC ESCAPE SYSTEM CHECK <82829> SPEC 8-09349-7 T.O.9P5-12-31-13 REPLACES INTCHG WITH 4C127	1	35	
	4C127	• VALVE ASSY, PNEUMATIC ESCAPE SYSTEM CHECK <<82829> SPEC 8-09349-5 T.O.9P5-12-31-13 REPLACED BY INTCHG WITH 4C127-1	RF	189	
- 38	8-94816-807	• HOSE ASSY, CANOPY JETTISON	1	35	
	R3800-4-1080	• • HOSE ASSY, TETRAFLUOROETHYLENE <50599> 94-80505-021	1	35	
- 39	8-94816-897	• HOSE ASSY, CANOPY JETTISON RH QUICK DISCONNECT TO CHECK VALVE	1	35	
	R3800-4-0520	• • HOSE ASSY, TETRAFLUOROETHYLENE <50599> 94-80508-016	1	35	
- 40	AN924-4	• NUT(88044)	1	35	
- 41	R401-3	• COUPLING ASSY, QUICK DISCONNECT <45598> SPEC 8-09367-1	3	35	
- 42		• HOSE ASSY, BALLISTIC	RF		

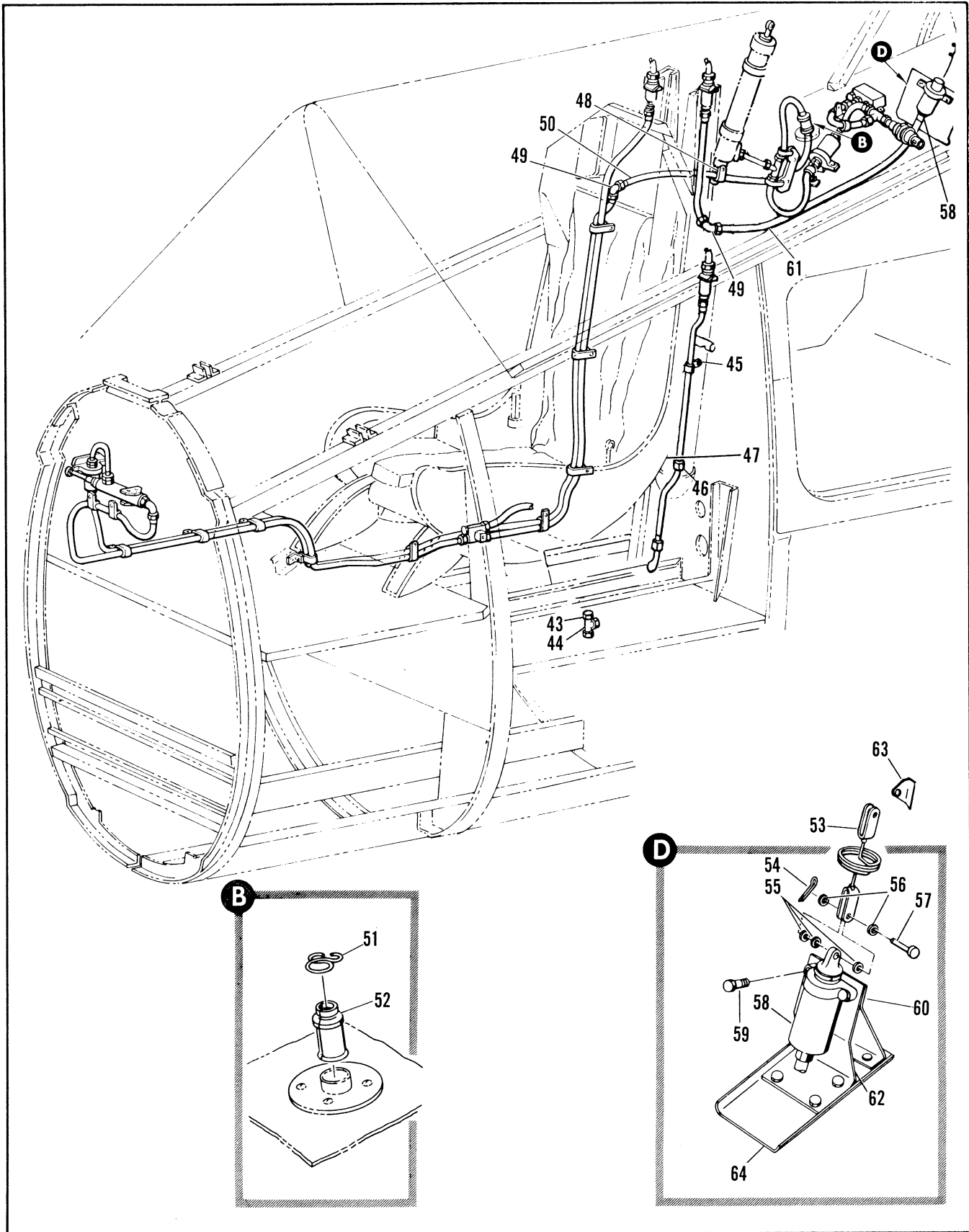


Figure 2.4-7. Canopy and Seat Ejection Hose Installation (Sheet 4 of 5)

FIGURE AND INDEX NUMBER	PART NUMBER	DESCRIPTION	UNITS PER ASSY.	USABLE ON CODE	
				FROM	TO
		1 2 3 4 5 6			
2.4-7- 43	AN929-4	• CAP (88044)	1		
- 44	AN924-4	• TEE (88044)	1	35	
	AN924-4	• NUT (88044)	1	35	
	AN6290-4	• GASKET (88044)	1	35	
	AN960-718L	• WASHER (88044)	2	35	
- 45	MS21919065	• CLAMP (96906)	2	35	
- 46	MS35489-73	• GROMMET (96906)	2	35	
- 47	803498-413	• SEAT ASSY, UPWARD EJECTION	RF		
- 48	MS21919065	• CLAMP (96906)	1	35	
	AN924-4	• NUT (88044)	2	35	
	AN6290-4	• GASKET (88044)	2	35	
	AN960-718	• WASHER (88044)	2	35	
- 49	MS24394-4	• ELBOW (96906)	2	35	
- 50	8-94816-605	• HOSE ASSY, CANOPY JETTISON	1	35	
	R3600-4-0360	• HOSE ASSY, TETRAFLUOROETHYLENE <50599> 94-80505-003	1	35	
- 51	S11L310	• CLIP, <74687> 94-C4400-001	1	35	
- 52	8-94813	• SEAL, BALLISTIC HOSE	1	35	
- 53	7239627-10	• LANYARD ASSY, SWAGED (98750)	1	35	
	64C33020-1	• LANYARD ASSY (98750)	RF	35	
		ATTACHING PARTS			
- 54	MS24665-132	• PIN, CUTTER (96906)	2	35	
- 55	AN960-10	• WASHER (88044)	4	35	
- 56	AN960-10L	• WASHER (88044)	6	35	
- 57	MS23392-2-13	• PIN (96906)	2	35	
		-----X-----			
- 58	94-3-1	• INITIATOR, M3A1 GFAE AERNO 93-0316 (19200)	1	35	
		• INITIATOR M3A2 GFAE AERNO 93-0316 (19200) ALT INTER- CHANGEABLE WITH INITIATOR, M3A1			
		ATTACHING PARTS			
- 59	AN4-6A	• BOLT (88044)	2	35	
		-----X-----			
- 60	64C33019-7	• BRACKET, SEAT ARMING INITIATOR (98750)	1	35	
- 61	8-94816-601	• HOSE ASSY, CANOPY JETTISON	1	35	
	R3600-4-0285	• HOSE ASSY, TETRAFLUOROETHYLENE <50599> 94-80505-020	1	35	
- 62	64C33019-7	• BRACKET, FORWARD, SEAT ARMING INITIATOR (98750)	1	35	
- 63	64C33021-7	• BRACKET, LANYARD, SEAT ARMING INITIATOR (98750)	1	35	
- 64	64C33022-7	• STIFFENER, BRACKET SEAT ARMING INITIATOR (98750)	1	35	

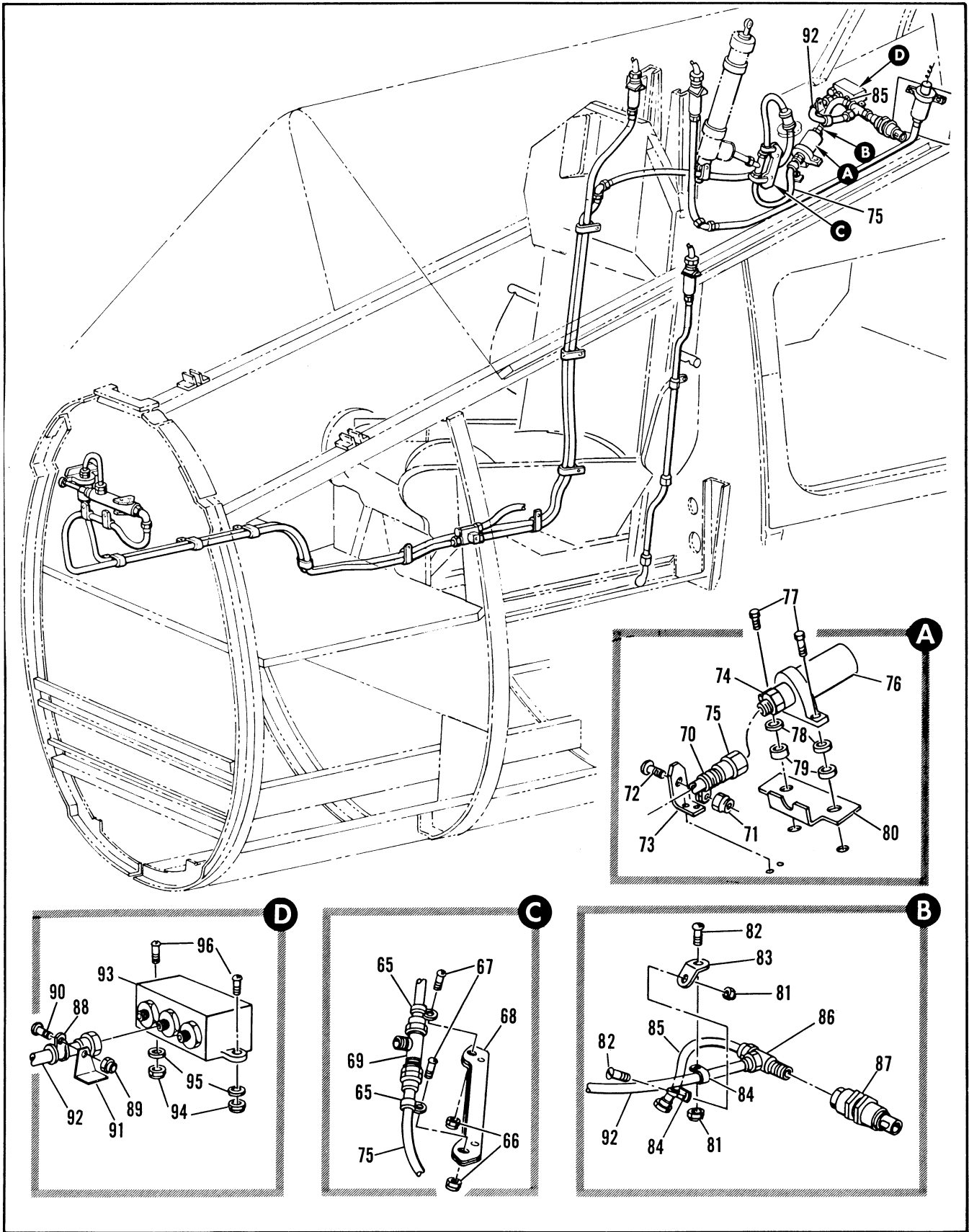


Figure 2.4-7. Canopy and Seat Ejection Hose Installation (Sheet 5 of 5)

FIGURE AND INDEX NUMBER	PART NUMBER	DESCRIPTION	UNITS PER ASSY.	USABLE ON CODE	
				FROM	TO
		1 2 3 4 5 6			
2.4-7- 65	MS21919005	• CLAMP (96906)	2	35	
- 66	NAS679A3	• NUT (80205)	2	35	
- 67	MS51958-48	• SCREW (96906)	2	35	
- 68	8-95109	• STRAP	2	35	
	AN924-4	• NUT (88044)	1	35	
	AN6290-4	• GASKET (88044)	1	35	
- 69	AN804-4	• TEE (88044)	1	35	
- 70	MS21919005	• CLAMP (96906)	1	35	
- 71	NAS679A3	• NUT (80205)	1	35	
- 72	NAS520-10R6	• SCREW (80205)	1	35	
- 73	8-94166-33	• CLIP	1	35	
- 74	AN810-4	• UNION (88044)	1	35	
	AN6290-4	• GASKET (88044)	1	35	
- 75	8-94816-603	• HOSE ASSY, CANOPY JETTISON	1	35	
	R3800-4-0107	• • HOSE ASSY, TETRAFLUOROETHYLENE <50599> 94-80505-053	1	35	
- 76	94-3-11	• INITIATOR, M5A2 GFAE AERNO 93-0318 (19200)	RF	35	
		• INITIATOR, CARTRIDGE ACTUATED AERNO93-0318 TYPE M5A2 GFAE ALT INTCHG WITH 94-3-11 ATTACHING PARTS			
- 77	AN4-11A	• BOLT (88044)	2	35	
- 78	AN960-416	• WASHER (88044)	2	35	
- 79	8-94166-19	• SPACER	2	35	
		-----X-----			
- 80	8-94166-31	• BRACKET	1	35	
- 81	NAS679A3	• NUT (80205)	2	35	
- 82	MS51958-48	• SCREW (96906)	2	35	
- 83	8-94166-37	• CLIP	1	35	
- 84	MS21919005	• CLAMP (96906)	2	35	
- 85	8-94816-883	• HOSE ASSY, CANOPY JETTISON	1	35	
	R3800-4-0180	• • HOSE ASSY, TETRAFLUOROETHYLENE <50599> 94-80505-050	1	35	
	AN924-4	• NUT (88044)	1	35	
	AN6290-4	• GASKET (88044)	1	35	
- 86	AN804-4	• TEE (88044)	1	35	
- 87	8734	• CUTTER, CABLE <45598> SPEC 806437-3	1	35	
- 88	MS21919005	• CLAMP (96906)	1	35	
- 89	NAS679A3	• NUT (80205)	1	35	
- 90	MS51958-48	• SCREW (96906)	1	35	
- 91	8-94166-33	• CLIP	1	35	
- 92	8-94816-899	• HOSE ASSY, CANOPY JETTISON	1	35	
	R3800-4-0140	• • HOSE ASSY, TETRAFLUOROETHYLENE <50599> 94-80505-001	1	35	
- 93	8637	• FITTING ASSY, BREAKAWAY <45598> SPEC 8-02486-1 ATTACHING PARTS	1	35	
- 94	NAS679A3	• NUT (80205)	2	35	
- 95	AN960-10	• WASHER (88044)	2	35	
- 96	NAS221-9	• SCREW (80205)	2	35	
		-----X-----			

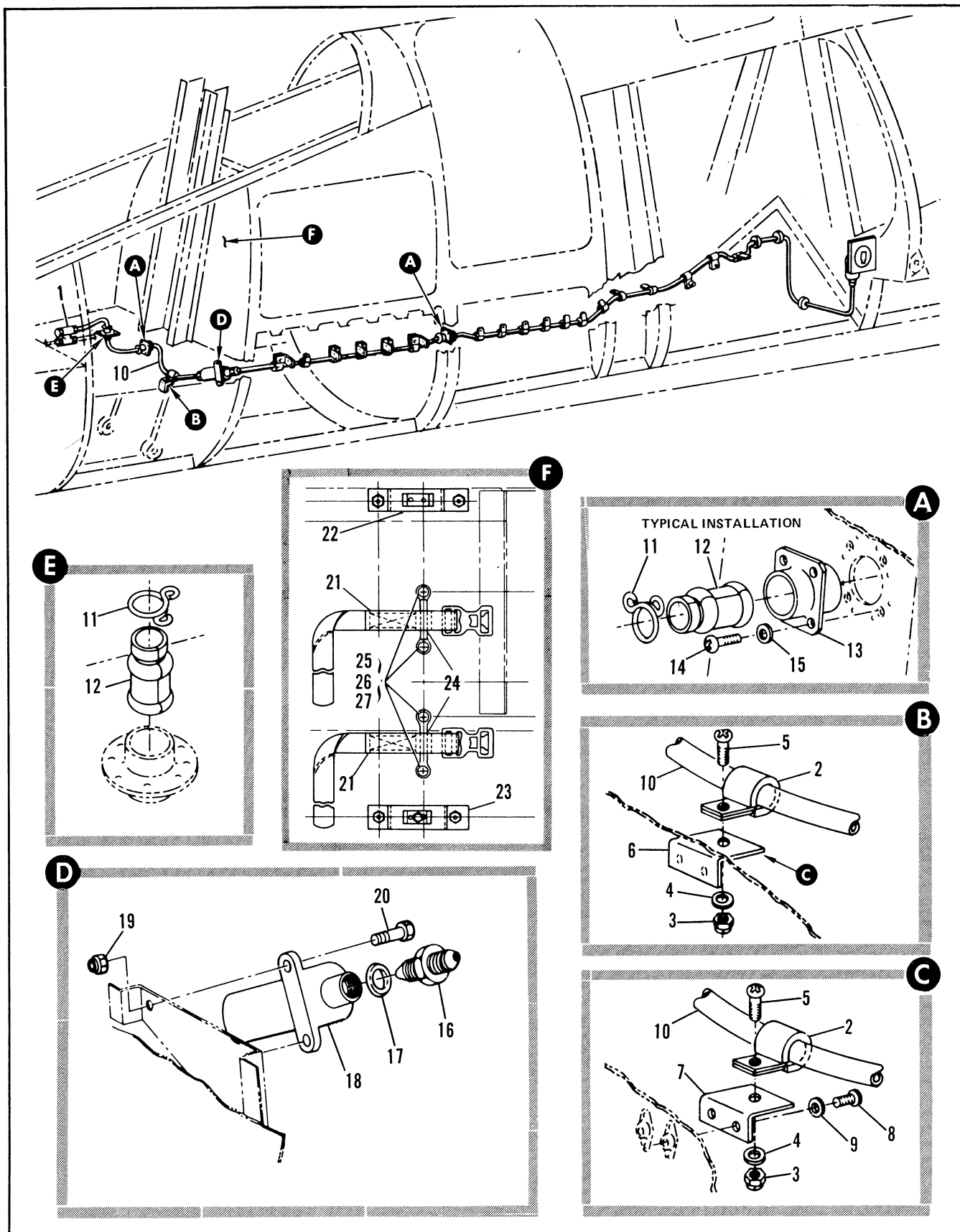


Figure 2.4-8. Canopy External Jettison Control (Sheet 1 of 3)

FIGURE AND INDEX NUMBER	PART NUMBER	DESCRIPTION	UNITS PER ASSY.	USABLE ON CODE	
				FROM	TO
		1 2 3 4 5 6			
2.4-8	8-94153-801	CANOPY EXTERNAL JETTISON CONTROL • INITIATOR INSTL, CANOPY JETTISON CONTROL FOR NHA SEE FIG. 2.3-3	RF	35	
	8-94153-809	• HOSE INSTL, CANOPY JETTISON CONTROL FOR NHA SEE FIG. 2.3-4	RF	35	
	8-94153-805	• DOOR AND CABLE INSTL, CANOPY JETTISON CONTROL FOR NHA SEE FIG. 2.11-4	RF	35	
- 1		• • VALVE ASSY, PNEUMATIC ESCAPE SYSTEM CHECK SEE FIG. 2.4-6	RF		
- 2	MS21919D65	• • CLAMP (96906) (USE WITH 8-94153-809) ATTACHING PARTS	1	35	
- 3	NAS679A3	• • NUT (80205)	1	35	
- 4	AN960010L	• • WASHER (88044)	1	35	
- 5	MS51958-42	• • SCREW (96906) -----X-----	1	35	
- 6	8-94153-19	• • BRACKET	1	35	12°
- 7	8-94153-23	• • BRACKET ATTACHING PARTS	1	130	
- 8	MS51957-46	• • SCREW (96906)	2	130	
- 9	AN960010L	• • WASHER (88044) -----X-----	2	130	
- 10	8-94816-885 R3800-4-0360	• • HOSE ASSY, EXTERNAL CANOPY JETTISON • • • HOSE ASSY, TETRAFLUOROETHYLENE (50599) 94-80505-003	1 1	35 35	
- 11	S11L310	• • CLIP, <74687> 92-04400-001	3	35	
- 12	8-94813	• • SEAL, BALLISTIC HOSE		3	35
- 13	8-94814	• • SUPPORT BALLISTIC HOSE ATTACHING PARTS	2	35	
- 14	MS51958-62	• • SCREW (96906)	6	35	
- 15	AN960010L	• • WASHER (88044) -----X-----	8	35	
- 16	MS24392-4	• • UNION (96906) (USE WITH 8-94153-801)			
- 17	AN6290-4	• • GASKET (88044)	1	35	
- 18	94-3-11	• • INITIATOR, M5A2 GF AE AERNO 93-0318 (19200) • • INITIATOR, CARTRIDGE ACTUATED AERNO93-0318 TYPE M5A2 GF AE ALT INTCHG WITH 94-3-11 ATTACHING PARTS	1 RF	35 35	
- 19	NAS679A4	• • NUT (80205)	2	35	
- 20	AN4-6A	• • BOLT (88044) -----X-----	2	35	
- 21	65C34484-1	• STRAP ASSEMBLY (98750)	2	35	
- 22	65C34482-3	• BRACKET ASSEMBLY (98750)	1	35	
- 23	65C34482-1	• BRACKET ASSEMBLY (98750)	1	35	
- 24	6411B	• LOOP, STRAP (72804) ATTACHING PARTS	2	35	
- 25	AN960-10	• WASHER (88044)	4	35	
- 26	MS21044N3	• NUT (96906)	4	35	
- 27	MS24694-8	• SCREW (96906) -----X-----	4	35	

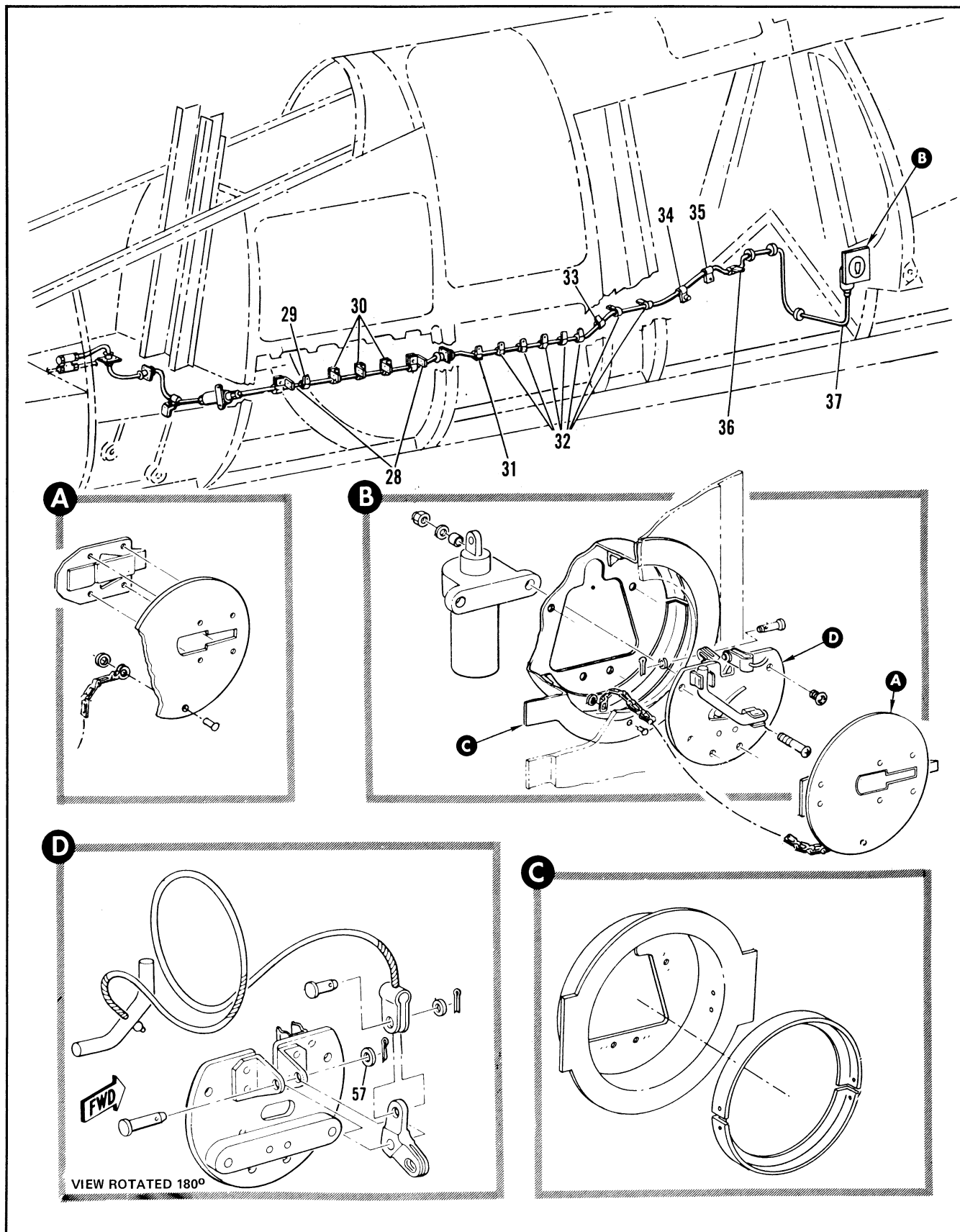


Figure 2.4-8. Canopy External Jettison Control (Sheet 2 of 3)

FIGURE AND INDEX NUMBER	PART NUMBER	DESCRIPTION	UNITS PER ASSY.	USABLE ON CODE	
				FROM	TO
		1 2 3 4 5 6			
2.4-8- 28	MS21919D05	. . CLAMP (96906) (USE WITH 8-94153-809) ATTACHING PARTS	2	35	
	MS51958-48	. . SCREW (96906) -----X-----	2	35	
	90-93505-001	. . BRACKET	2	35	
- 29	MS21919D05	. . CLAMP (96906) ATTACHING PARTS	1	35	
	NAS679A3	. . NUT (80205)	1	35	
	AN960D10L	. . WASHER (88044)	1	35	
	MS51958-48	. . SCREW (96906) -----X-----	1	35	
- 30	MS21919D05	. . CLAMP (96906) ATTACHING PARTS	3	35	
	MS51958-48	. . SCREW (96906) -----X-----	3	35	
	90-93505-011	. . BRACKET	3	35	
- 31	MS21919D05	. . CLAMP (96906) ATTACHING PARTS	1	35	
	NAS679A3	. . NUT (80205)	1	35	
	NAS221-10	. . SCREW (P0205) -----X-----	1	35	
- 32	MS21919D05	. . CLAMP (96906) ATTACHING PARTS	7	35	
	NAS679A3	. . NUT (80205)	7	35	
	AN960D10L	. . WASHER (88044)	7	35	
	MS51958-48	. . SCREW (96906) -----X-----	7	35	
- 33	MS21919D05	. . CLAMP (96906) ATTACHING PARTS	1	35	
	NAS679A3	. . NUT (80205)	1	35	
	AN960D10L	. . WASHER (88044)	1	35	
	MS51958-64	. . SCREW (96906) -----X-----	1	35	
	NAS430D3-16	. . SPACER (80205)	1	35	
- 34	MS21919D05	. . CLAMP (96906) ATTACHING PARTS	1	35	
	NAS679A3	. . NUT (80205)	1	35	
	MS51958-64	. . SCREW (96906) -----X-----	1	35	
	NAS430D3-16	. . SPACER (80205)	1	35	
- 35	MS21919D05	. . CLAMP (96906) ATTACHING PARTS	1	35	
	NAS679A3	. . NUT (80205)	1	35	
	MS51958-62	. . SCREW (96906) -----X-----	1	35	
- 36	MS21919D05	. . CLAMP (96906) ATTACHING PARTS	1	35	
	NAS679A3	. . NUT (80205)	1	35	
	8-94153-15	. . SPACER	1	35	
	AN970-3	. . WASHER (88044)	1	35	
	MS51958-64	. . SCREW (96906) -----X-----	1	35	
- 37	8-94816-077	. . HOSE ASSY, EXTERNAL CANOPY JETTISON	1	35	

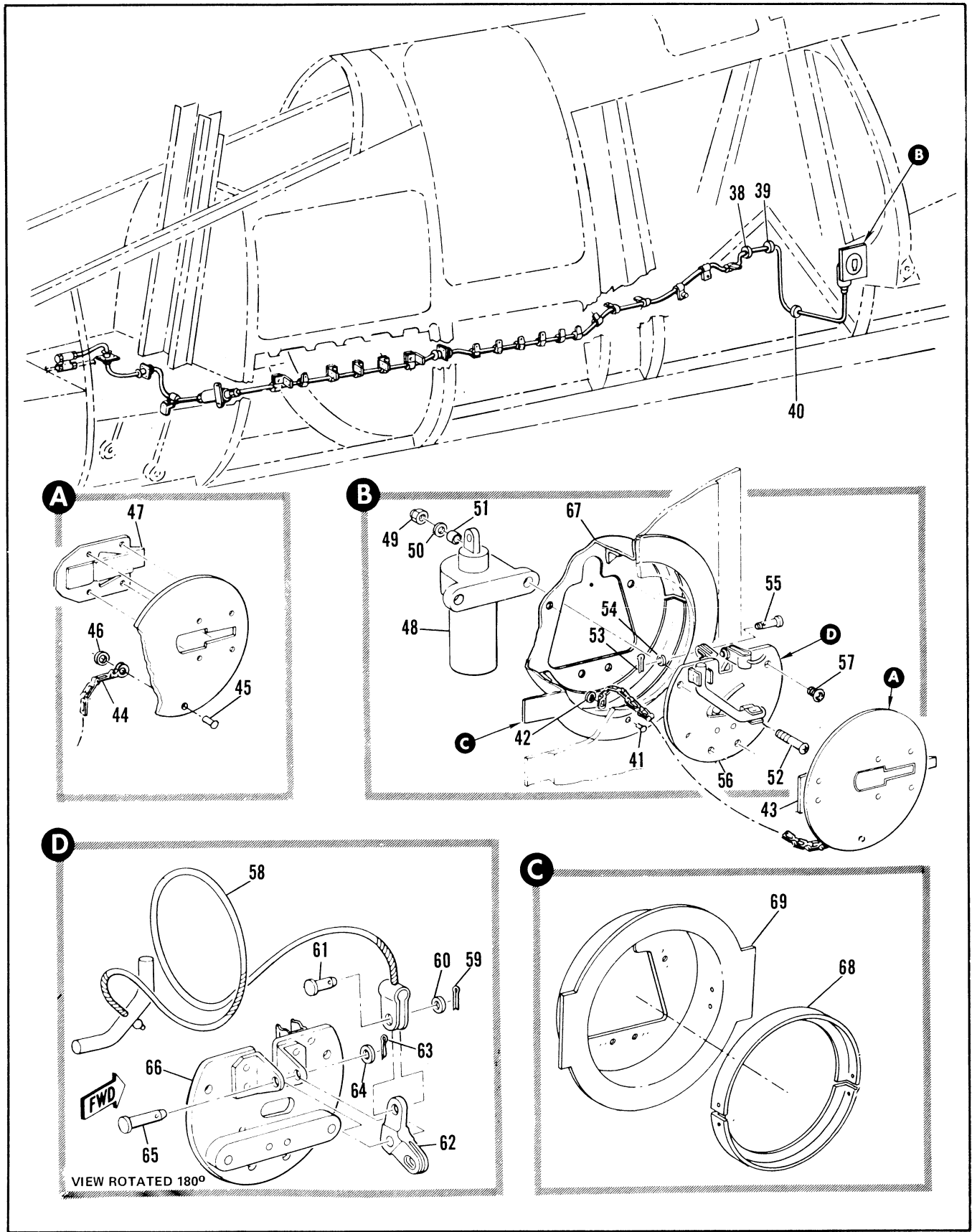


Figure 2.4-8. Canopy External Jettison Control (Sheet 3 of 3)

FIGURE AND INDEX NUMBER	PART NUMBER	DESCRIPTION	UNITS PER ASSY.	USABLE ON CODE	
				FROM	TO
		1 2 3 4 5 6			
2.4-8	R3805-4-1690	. . . HOSE ASSY, TETRAFLUOROETHYLENE <50599> 94-80505-054	1	35	
- 38	AN931A559	. . . GROMMET (88044)	1	35	
- 39	AN931C5S9	. . . GROMMET (88044)	1	35	
- 40	AN931-5S13	. . . GROMMET (88044)	1	35	
- 41	97-67001-C04	. . . RIVET	1	35	
- 42	AN960D2	. . . WASHER (88044)	1	35	
- 43	8-92967-1	. . . DOOR ASSY, EMERGENCY CANOPY JETTISON (USE	1	35	
- 44	NAF10881A4	. . . CHAIN 8-94153-805) ATTACHING PARTS	1	35	
- 45	MS20426AD3	. . . RIVET (96906)	1	35	
- 46	AN960D2	. . . WASHER (88044)	1	35	
- 47	H5000-040-196	. . . LATCH, <83014> 95-50500-009	1	35	
- 48	94-3-1	. . . INITIATOR, M3A1 GFAE AERNO 93-0316 (19200) (USE WITH 8-94153-801)	1	35	
	94-3-1	. . . INITIATOR M3A2 GFAE AERNO 93-0316 (19200) ALT INTCHG WITH INITIATOR M3A1 ATTACHING PARTS	RF	35	
- 49	NAS679C08	. . . NUT (80205)	2	35	
- 50	99-51507-022	. . . WASHER	2	35	
- 51	98-29503-019	. . . BUSHING	2	35	
- 52	NAS623-2-9	. . . BOLT (80205)	2	35	
- 53	MS24665-132	. . . PIN, COTTER (96906)	1	35	
- 54	AN960D10L	. . . WASHER (88044)	1	35	
- 55	MS20392-11	. . . PIN (96906)	1	35	
		-----X-----			
- 56	8-92964	. . . PLATE ASSY, EMERGENCY CANOPY JETTISON ATTACHING PARTS	1	35	
- 57	NAS623-2-2	. . . BOLT (80205)	4	35	
		-----X-----			
- 58	8-94157-41	. . . CABLE ASSY, EMERGENCY CANOPY JETTISON SWAGED ATTACHING PARTS	1	35	
- 59	MS24665-132	. . . PIN, COTTER (96906)	1	35	
- 60	AN960D10L	. . . WASHER (88044)	1	35	
- 61	MS20342-9	. . . PIN (96906)	1	35	
		-----X-----			
- 62	8-92962	. . . BELL CRANK ATTACHING PARTS	1	35	
- 63	MS24665-132	. . . PIN, COTTER (96906)	1	35	
- 64	AN960D10L	. . . WASHER (88044)	1	35	
- 65	MS20392-21	. . . PIN (96906)	1	35	
		-----X-----			
- 66	8-92964-11	. . . PLATE ASSY, RIVETED	1	35	
	8-92963	. . . BRACKET	1	35	
- 67	8-92965-1	. . . CUP ASSY, EMERGENCY CANOPY JETTISON	1	35	
- 68	8-92965-9	. . . RETAINER	2	35	
- 69	8-92965-11	. . . CUP	1	35	

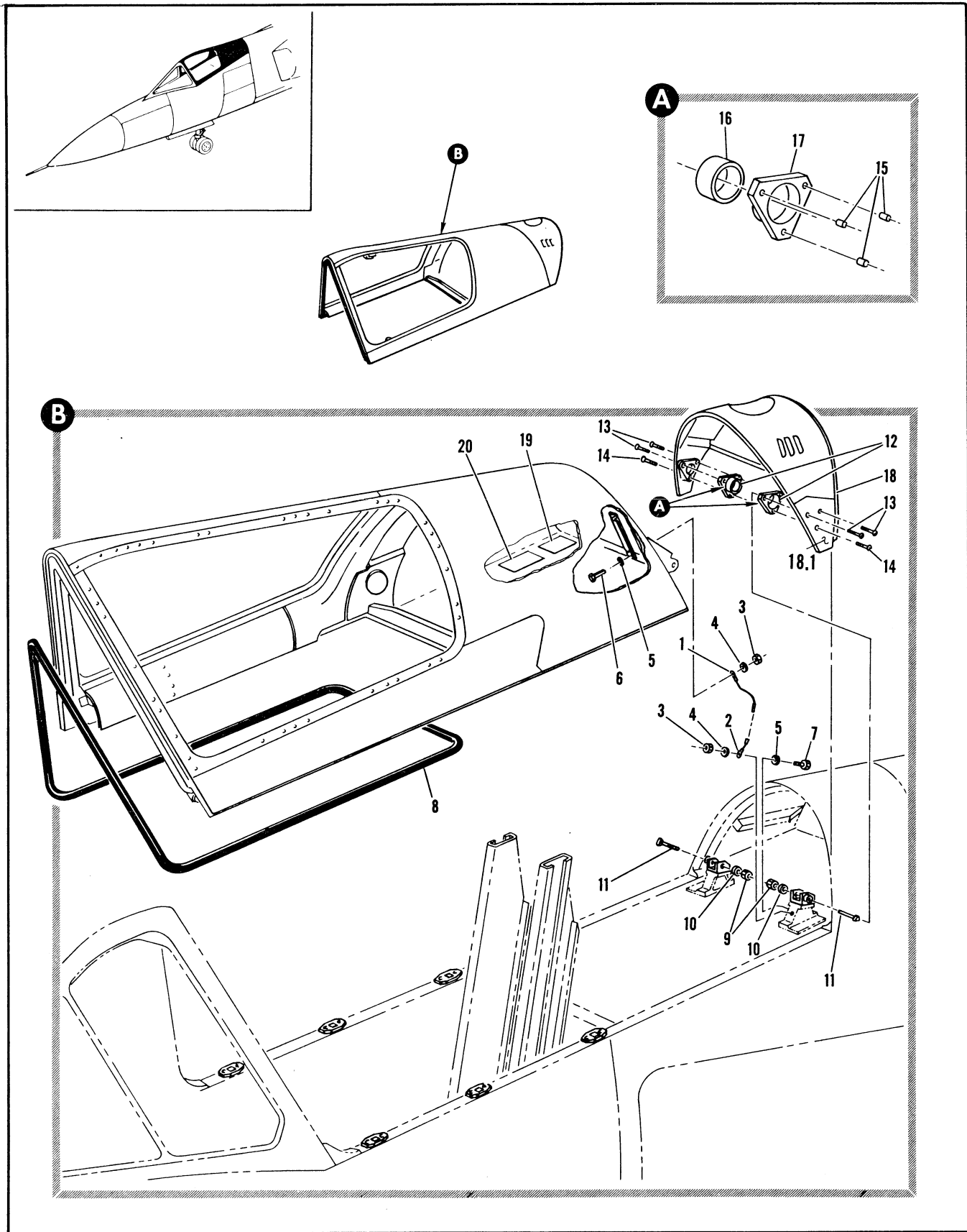


Figure 2.4-9. Canopy Installation (Sheet 1 of 2)

FIGURE AND INDEX NUMBER	PART NUMBER	DESCRIPTION	UNITS PER ASSY.	USABLE ON CODE	
				FROM	TO
2.4-9	8-74800-805	CANOPY INSTALLATION, MODIFIED BY 8-71214, 8-71159 AND 7144503-10 FOR NHA SEE FIG. 2.3-3	RF	35	
	8-74800-535	CANOPY ASSEMBLY, FOR SPARES ONLY MODIFIED BY 7144503-10 (98750)	RF	35	
- 1	MS25083-3PB6	• JUMPER (96906) USE ON 8-74800-535	1	35	
- 2	MS25083-3SB	• JUMPER (96906)	1	35	
		ATTACHING PARTS			
- 3	NAS679A3	• NUT (80205)	2	35	
- 4	MS35338-43	• WASHER (96906)	2	35	
- 5	AN960-10L	• WASHER (88044)	2	35	
- 6	AN3-4A	• BOLT (88044)	1	35	
- 7	AN3-5A	• BOLT (88044)	1	35	
		-----X-----			
- 8	E4747-1	• SEAL, <71642> SPEC 8-07304-15	1	35	
- 9	AN320-5	• NUT (88044)	2	35	
- 10	99-51505-014	• WASHER	2	35	
- 11	8-74987	• PIN, PILOTS CANOPY HINGE	2	35	
	8-74854	• FAIRING INSTL, CANOPY AFT	1	35	
- 12	8-74892	• BEARING ASSY, PILOTS CANOPY FAIRING AFT	2	35	
		ATTACHING PARTS			
- 13	NAS221-9	• SCREW (80205)	4	35	
- 14	NAS221-20	• SCREW (80205)	2	35	
		-----X-----			
- 15	3591-3CNX.285	• INSERT, <91767> 95-03003-005	3	35	
- 16	8-74892-9	• BUSHING	1	35	
- 17	8-74892-7	• RETAINER	1	35	
- 18	8-74854-65	• FAIRING ASSY, RIVETED REPLACED BY SUITABLE SUB 8-74854-67	1	35	215
	8-74854-67	• FAIRING ASSEMBLY, RIVETED REPLACES SUITABLE SUB FOR 8-74854-65	1	216	
- 18.1	8-74889-9	• FITTING, CANOPY FAIRING LOWER LH	1	35	
	8-74889-10	• FITTING, CANOPY FAIRING LOWER RH	1	35	
- 19	AN7510-1	• PLATE, IDENTIFICATION (88044)	1	35	
- 20	8-71198-1	• PLACARD, CANOPY INSTALLATION SPARES	RF	35	

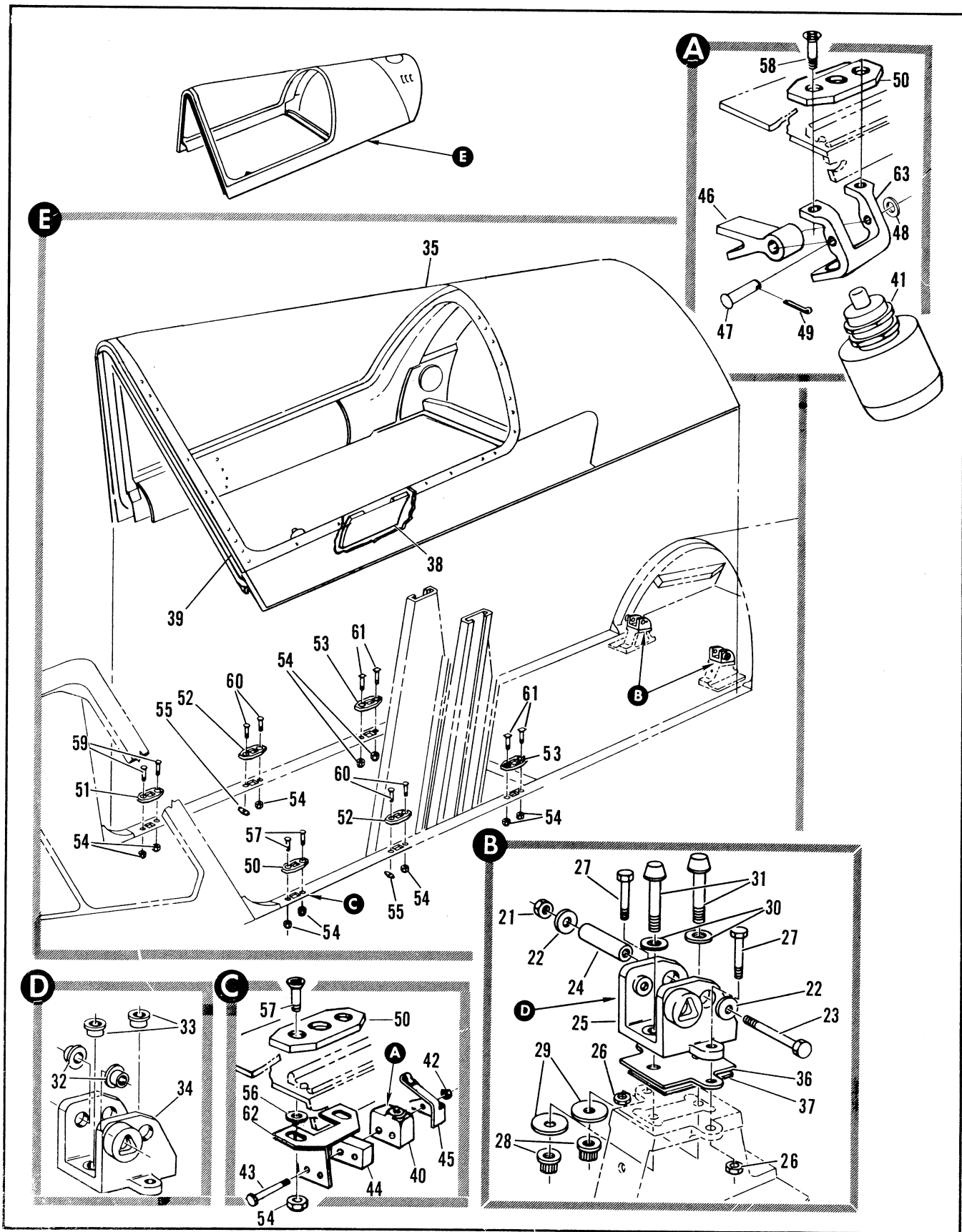


Figure 2.4-9. Canopy Installation (Sheet 2 of 2)

FIGURE AND INDEX NUMBER	PART NUMBER	DESCRIPTION	UNITS PER ASSY.	USABLE ON CODE	
				FROM	TO
		1 2 3 4 5 6			
2.4-9- 21	NAS675A4	. NUT, (80205) 96-37545-003	2	35	
- 22	99-51505-011	. WASHER	4	35	
- 23	AN4-25A	. BOLT (88044)	2	35	
- 24	8-70952-13	. BUSHING	2	35	
- 25	8-74843-1	. HINGE ASSY, CANOPY LWR LH	1	35	
	8-74820-1	. HINGE ASSY, CANOPY LWR LH ALT INTCHG WITH 8-74843-1	RF	35	
	8-74843-2	. HINGE ASSY, CANOPY LWR RH	1	35	
	8-74820-2	. HINGE ASSY, CANOPY LWR RH ALT INTCHG WITH 8-74843-2	RF	35	
		ATTACHING PARTS			
- 26	NAS675A4	. NUT, (80205) 96-37545-003	4	35	
- 27	AN4-11A	. BOLT (88044)	4	35	
- 28	EB064	. NUT, <72962> 96-37510-052	4	35	
- 29	99-51505-013	. WASHER	4	35	
- 30	MS2000206	. WASHER (96906)	4	35	
- 31	MS20006-16	. BOLT (96906)	4	35	
		----X----			
- 32	8-74850-9	. . BUSHING, HINGE PILOT CANOPY	2	35	
- 33	8-74850-11	. . BUSHING, HINGE PILOT CANOPY	2	35	
- 34	8-74843-7	. . HINGE, LH	1	35	
	8-74820-7	. . HINGE, LH ALT INTCHG WITH 8-74843-7	RF	35	
	8-74843-8	. . HINGE, RH	1	35	
	8-74820-8	. . HINGE, RH ALT INTCHG WITH 8-74843-8	RF	35	
- 35	8-74017-805	. CANOPY ASSY, MODIFIED BY 8-71159 AND 7144503-10	1	35	
- 36	8-74985	. PLATE, SHEAR, CANOPY HINGE POST	2	35	
- 37	8-74986	. SHIM, PILOTS CANOPY POST	2	35	
- 38	8-95587	. . HOLDER INSTL, UHF CHANNEL FREQUENCY PLATE FOR BREAKDOWN SEE FIG. 2.5-1	1	35	
- 39	8-74804-801	. . STRUCTURE ASSY, CANOPY MODIFIED BY 7144503-10 FOR BREAKDOWN SEE FIG. 2.4-10	1	35	
	8-74804-503	. . STRUCTURE ASSY, CANOPY FOR SPARES ONLY MODIFIED BY 7144503-10 FOR BREAKDOWN SEE	RF	35	
- 40	1SE1	. SWITCH, <91929> 98-84516-001	1	61	240
- 41	MS24331-1	. SWITCH (96906)	1		C
		ATTACHING PARTS			
- 42	22NM26	. NUT, <72962> 96-37543-107	2	61	240
- 43	MS35206-219	. SCREW (96906)	2	61	24
		----X----			
- 44	8-44916-9	. SPACER	1	61	240
- 45	JE5	. ACTUATOR, SWITCH <91929> 90-05002-004	1	61	240
- 46	8-44901-7	. LEVER, SWITCH	1	48	48
	8-44900-7	. LEVER, SWITCH ALT INTCHG WITH 8-44901-7	RF	48	48
	8-44200-7	. LEVER, SWITCH	1	241	
		ATTACHING PARTS			
- 47	MS24065-136	. PIN (96906)	1		C
- 48	AN960C10	. WASHER (88044)	1		C
- 49	MS20392-2-51	. PIN, COTTER (96906)	1		C
		----X----			
- 50	8-74853-7	. PLATE, LH	1	35	
- 51	8-74853-8	. PLATE, RH	1	35	
- 52	8-74855	. PLATE	2	35	
		C AIRPLANES #48, 241 AND ON			

FIGURE AND INDEX NUMBER	PART NUMBER	DESCRIPTION	UNITS PER ASSY.	USABLE ON CODE	
				FROM	TO
		1 2 3 4 5 6			
2.4-9- 53	8-74896	• PLATE (80205)	2	35	
- 54	NAS679A4	• NUT, (80205) 96-37545-003	10	35	
- 55	NAS696A4	• NUTPLATE, (80205) 96-37579-005	2	35	
- 56	AN962FD416L	• WASHER (88044)	AR	61	
- 57	NAS334CPA7-5	• BOLT, LH (80205)	2	D	
- 58	NAS334CPA10	• BOLT, LH (80205)	2	C	
- 59	NAS334CPA7-5	• BOLT, RH (80205)	2	35	
- 60	NAS334CPA5-5	• BOLT (80205)	4	35	
- 61	8-74896	• BOLT	4	35	
		-----X-----			
- 62	8-44952-7	• BRACKET	1	61	240
- 63	8-44982-1	• BRACKET ASSY, RIVETED	1	C	
	8-44979-9	• BRACKET ASSY, RIVETED ALT INTCHG WITH 8-44982-1	RF	C	
		C AIRPLANES #48, 241 AND ON			
		D AIRPLANES #35 THRU 47, AND 49 THRU 240			

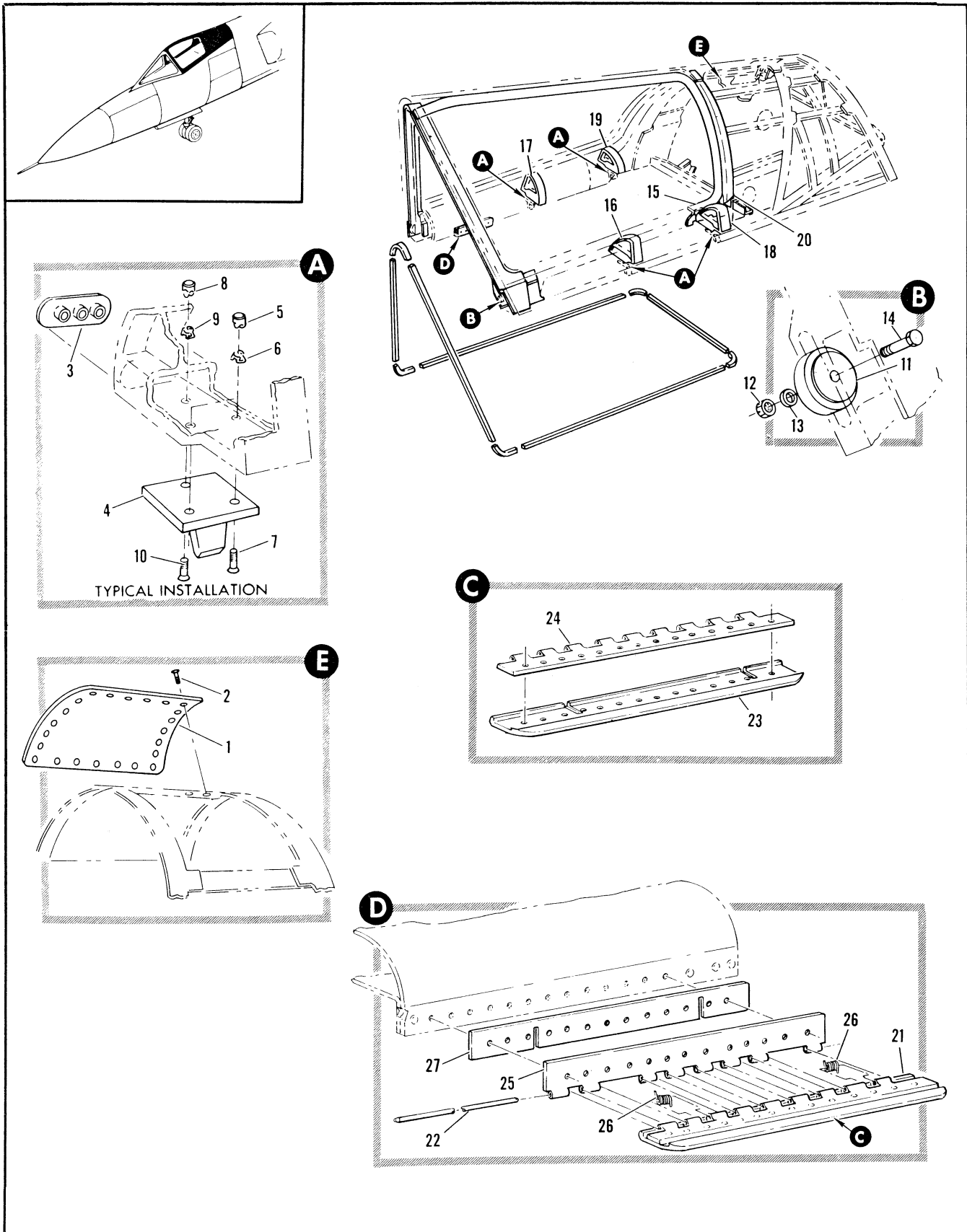


Figure 2.4-10. Canopy Structure Assembly (Sheet 1 of 2)

FIGURE AND INDEX NUMBER	PART NUMBER	DESCRIPTION	UNITS PER ASSY.	USABLE ON CODE	
				FROM	TO
		1 2 3 4 5 6			
2.4-10	8-74804-801	STRUCTURE ASSEMBLY, CANOPY MODIFIED BY 7144503-10 FOR NHA SEE FIG. 2.4-9 INDEX 40	RF	35	
	8-74804-503	STRUCTURE ASSEMBLY, CANOPY FOR SPARES ONLY MODIFIED BY 7144503-10	RF	35	
- 1	8-74845	. DOOR INSTL, CANOPY ACCESS RH	1	35	
	8-74845-7	. . DOOR	1	35	
- 2	MAS333CPA4	ATTACHING PARTS . . SCREW (80205)	23	35	
		----X----			
- 3	8-74824	. PLUG	1	35	
- 4	8-74808-7	. BLOCK, CANOPY SHEAR LH	1	35	
	8-74808-8	. BLOCK, CANOPY SHEAR RH	1	35	
		ATTACHING PARTS			
- 5	2452-048	. NUT, <72962> 96-37508-101	2	35	
- 6	2452-048RET	. CLIP, RETAINING <72962> 92-04000-003	2	35	
- 7	MS24694-101	. SCREW, FWD (96906)	2	35	
	MS24694-102	. SCREW, AFT (96906)	2	35	
- 8	2452-02	. NUT, <72962> 96-37508-100	1	35	
- 9	2452-02RFT	. CLIP, RETAINING <72962> 92-04000-002	1	35	
- 10	MS24694-100	. SCREW, FWD (88044)	1	35	
	MS24694-101	. SCREW, AFT (88044)	1	35	
		----X----			
- 11	MAS502-6	. BEARING (80205)	1	35	
		ATTACHING PARTS			
- 12	AN320-6	. NUT (88044)	1	35	
- 13	AN960-616	. WASHER (88044)	2	35	
- 14	8-74847	. PIN, CANOPY LATCH ROOLER	1	35	
		----X----			
	8-74812	. LONGERON INSTL, CANOPY CENTER LINE	1	A	
	8-74812-1	. LONGERON INSTL, CANOPY CENTER LINE	1	B	
- 15	8-74802-7	. . PAN, CANOPY LEDGE UPPER LH	1	35	
	8-74802-8	. . PAN, CANOPY LEDGE UPPER RH	1	35	
	8-74801-1	. LONGERON INSTL, CANOPY LWR LH	1	35	
	8-74801-2	. LONGERON INSTL, CANOPY LWR RH	1	35	
- 16	8-74808-9	. . BULKHEAD, LONGERON CANOPY STRUCTURE LWR FWD LH	1	35	
	8-74808-11	. . BULKHEAD, LONGERON CANOPY STRUCTURE LWR FWD LH ALT INTCHG WITH 8-74808-9	RF	35	
- 17	8-74809-10	. . BULKHEAD, LONGERON CANOPY STRUCTURE LWR FWD RH	1	35	
	8-74809-12	. . BULKHEAD, LONGERON CANOPY STRUCTURE LWR FWD RH ALT INTCHG WITH 8-74808-10	RF	35	
- 18	8-74809-9	. . BULKHEAD, LONGERON CANOPY STRUCTURE LWR AFT LH	1	35	
	8-74809-11	. . BULKHEAD, LONGERON CANOPY STRUCTURE LWR AFT LH ALT INTCHG WITH 8-74809-9	RF	35	
- 19	8-74809-10	. . BULKHEAD, LONGERON CANOPY STRUCTURE LWR AFT RH	1	35	
	8-74809-12	. . BULKHEAD, LONGERON CANOPY STRUCTURE LWR AFT RH ALT INTCHG WITH 8-74809-10	RF	35	
- 20	8-74803-9	. . LEDGE, CANOPY STRUCTURE LH	1	35	
	8-74803-10	. . LEDGE, CANOPY STRUCTURE RH	1	35	
- 21	8-73827	. . HAND HOLD INSTL, PILOT CANOPY RH	RF	35	
- 22	8-73827-1	. . . HAND HOLD ASSEMBLY	RF	35	
	8-73827-9	. . . PIN	RF	35	
		----X----			
- 23	8-73824-7 PLATE, HAND HOLD PILOT CANOPY	RF	35	
- 24	8-73827-13 HINGE, HALF	RF	35	
- 25	8-73827-11 HINGE, HALF	RF	35	
- 26	8-73826 SPRING, HAND HOLD	RF	35	
- 27	8-73827-7 FILLER	RF	35	
		A AIRPLANES #35 THRU 47 AND 49 THRU 89			
		B AIRPLANES #48, 90 AND ON			

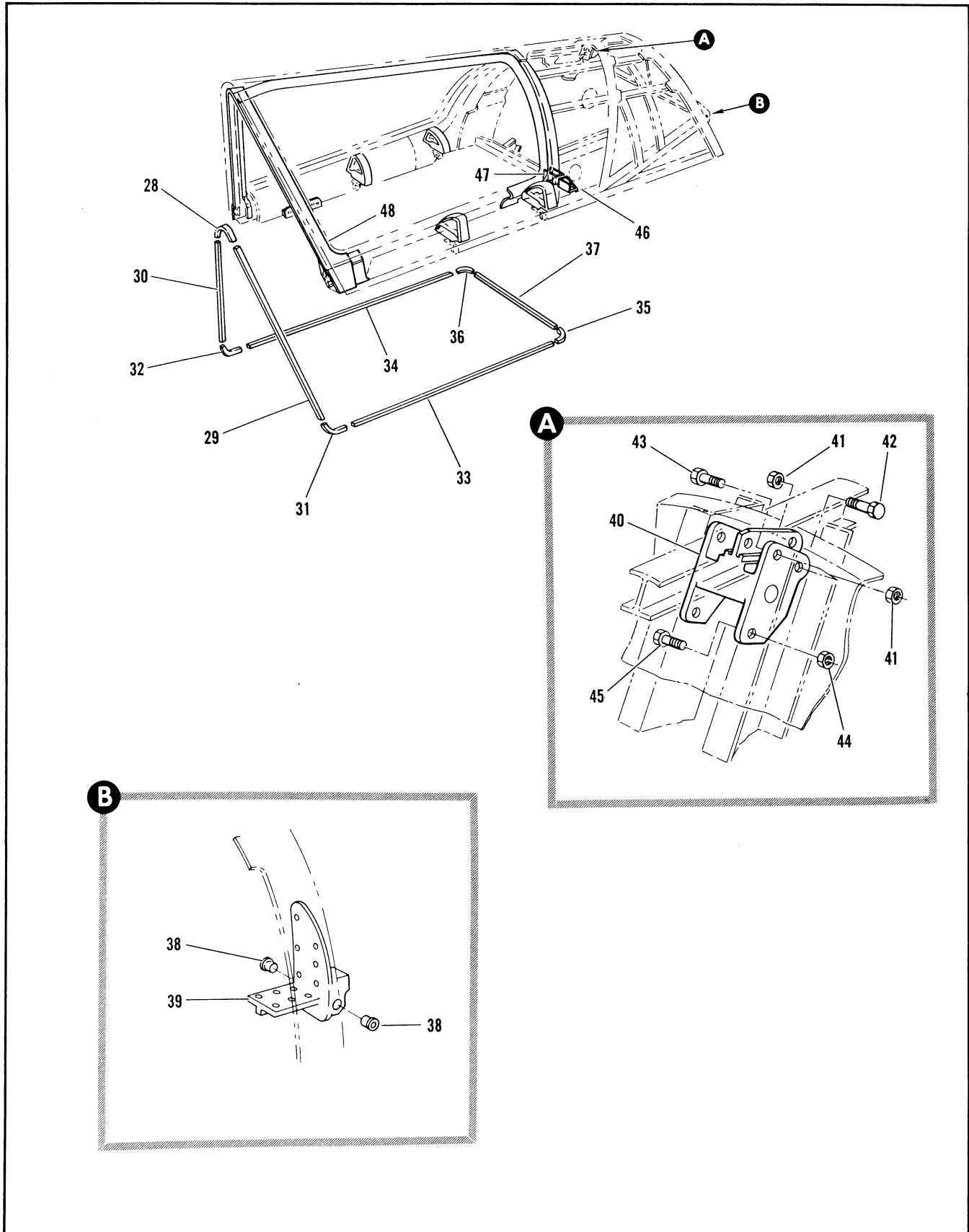


Figure 2.4-10. Canopy Structure Assembly (Sheet 2 of 2)

FIGURE AND INDEX NUMBER	PART NUMBER	DESCRIPTION	UNITS PER ASSY.	USABLE ON CODE	
				FROM	TO
		1 2 3 4 5 6			
2.4-10	8-74814	• RETAINER INSTL, CANOPY SEAL (USED ON SPARES ASSY 8-74804-503)	1	35	
- 2A	8-74829-37	• • RETAINER	1	35	
- 29	8-74829-31	• • RETAINER, LH	1	35	
- 30	8-74829-32	• • RETAINER, RH	1	35	38
- 31	8-74829-29	• • RETAINER, LH REPLACED BY NOT INTCHG WITH 8-74829-39	1	35	
	8-74829-39	• • RETAINER, LH REPLACES NOT INTCHG WITH 8-74829-29	1	39	
- 32	8-74829-30	• • RETAINER, RH REPLACED BY NOT INTCHG WITH 8-74829-40	1	35	38
	8-74829-40	• • RETAINER, RH REPLACES NOT INTCHG WITH 8-74829-30	1	39	
- 33	8-74829-27	• • RETAINER, LH	1	35	
- 34	8-74829-28	• • RETAINER, RH	1	35	
- 35	8-74829-33	• • RETAINER, LH	1	35	
- 36	8-74829-34	• • RETAINER	1	35	
- 37	8-74829-25	• • RETAINER	1	35	
	8-74817-1	• BULKHEAD INSTL, PILOT CANOPY AFT	1	35	
	8-74842-1	• • HINGE ASSY, LH	1	35	
	8-74851-1	• • HINGE ASSY, LH ALT INTCHG WITH 8-74842-1	RF	35	
	8-74842-2	• • HINGE ASSY, RH	1	35	
	8-74851-2	• • HINGE ASSY, RH ALT INTCHG WITH 8-74842-2	RF	35	
- 38	8-74858-7	• • • BUSHING	2	35	
- 39	8-74842-9	• • • HINGE, LH	1	35	
	8-74851-7	• • • HINGE, LH ALT INTCHG WITH 8-74842-9	RF	35	
	8-74842-10	• • • HINGE, RH	1	35	
	8-74851-8	• • HINGE, RH ALT INTCHG WITH 8-74842-10	RF	35	
	8-74818-801	• BULKHEAD INSTL, PILOT CANOPY PRESSURE	1	35	
	8-74818-503	• BULKHEAD INSTL, PILOT CANOPY PRESSURE FOR SPARES ONLY (USE ON SPARE ASSY 8-74818-503)	RF	35	
- 40	8-74990-9	• • BRACKET, PILOT CANOPY ACTUATOR ATTACHING PARTS	1	35	
- 41	NAS679A4	• • NUT (80205)	6	35	
- 42	NAS1104-3	• • BOLT (80205)	2	35	
- 43	AN4-SA	• • BOLT (88044)	4	35	
- 44	NAS679A5	• • NUT (80205)	2	35	
- 45	NAS1105-3	• • BOLT (80205)	2	35	
		-----X-----			
- 46	8-74841-9	• • BRACKET, CANOPY LOWER LONGERON LH	1	35	215
	8-74819-7	• • BRACKET, CANOPY LOWER LONGERON LH ALT INTCHG WITH 8-74841-9	RF	35	215
	8-74841-15	• • BRACKET, CANOPY LOWER LONGERON LH	1	216	
	8-74841-10	• • BRACKET, CANOPY LOWER LONGERON RH	1	35	215
	8-74819-8	• • BRACKET, CANOPY LOWER LONGERON RH ALT INTCHG WITH 8-74841-10	RF	35	215
	8-74841-16	• • BRACKET, CANOPY LOWER LONGERON RH	1	216	
- 47	8-74841-11	• • BRACKET, CANOPY LOWER LONGERON LH	1	35	215
	8-74819-9	• • BRACKET, CANOPY LOWER LONGERON LH ALT INTCHG WITH 8-74841-11	RF	35	215
	8-74841-17	• • BRACKET, CANOPY LOWER LONGERON LH	1	216	
	8-74841-12	• • BRACKET, CANOPY LOWER LONGERON RH	1	35	215
	8-74819-10	• • BRACKET, CANOPY LOWER LONGERON RH ALT INTCHG WITH 8-74841-12	RF	35	215
	8-74841-18	• • BRACKET, CANOPY LOWER LONGERON RH	1	216	
- 48	8-74805	• FRAME, PILOT CANOPY FWD MAKE FROM 8-74811	1	35	
	8-74811	• BAR, FORGED FORWARD CANOPY FRAME	RF	35	

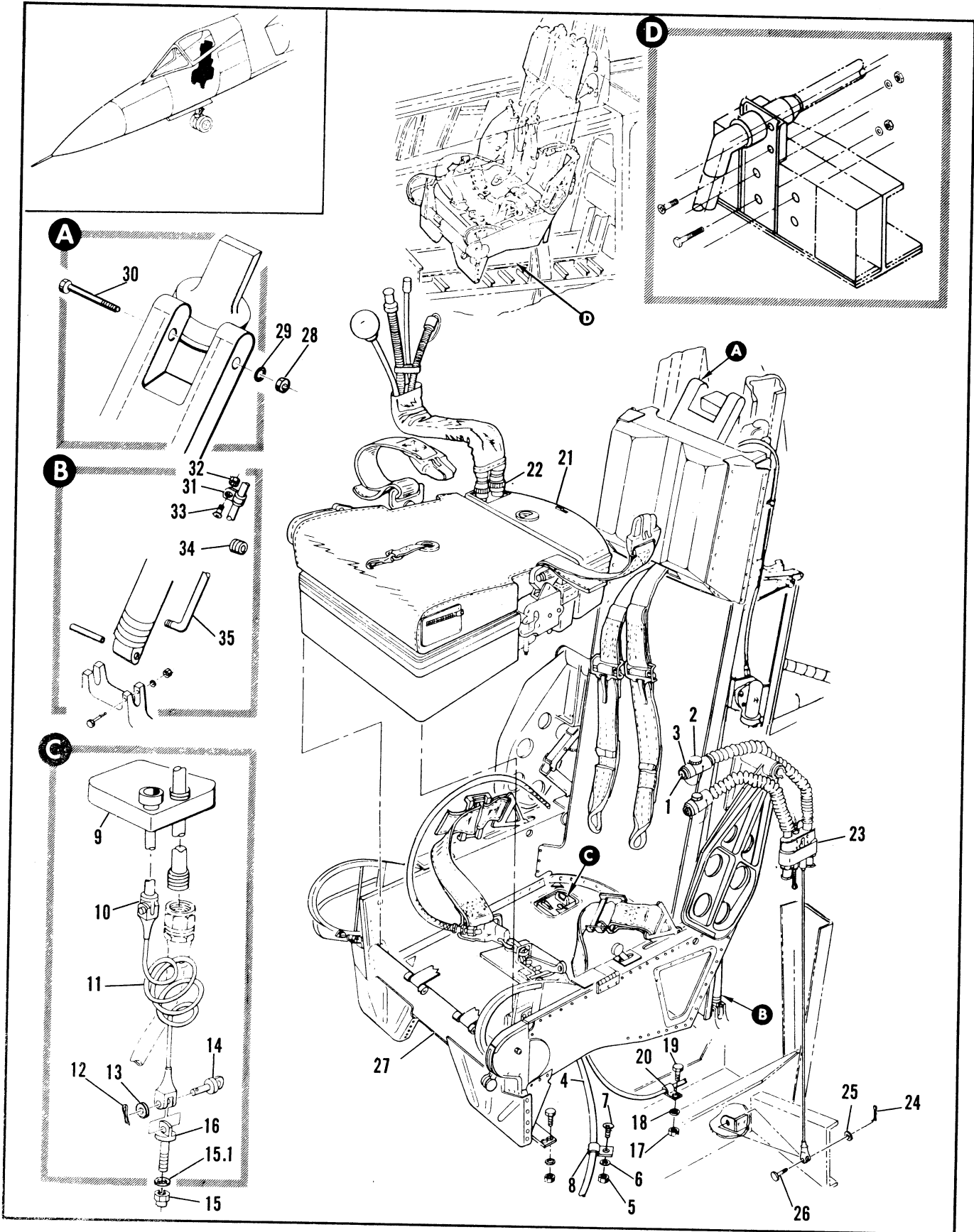


Figure 2.4-11. Ejection Seat Installation (Sheet 1 of 2)

FIGURE AND INDEX NUMBER	PART NUMBER	DESCRIPTION	UNITS PER ASSY.	USABLE ON CODE	
				FROM	TO
2.4-11	NO NUMBER	SEAT INSTL, EJECTION SEE FIG. 2.1-1 FOR NHA	1	35	
- 1	718	• CAP ASSY	1		
- 2	NAS397-20	• CLAMP (80205)	1		
- 3	296	• DISCONNECT ASSY	1		
- 4		• HOSE, LIQUID OXYGEN SEE FIG. 2.19-3 INDEX 34	RF		
		ATTACHING PARTS			
- 5	MS20364-1032	• NUT (96906)	1		
- 6	AN960-10L	• WASHER (88044)	1		
- 7	NAS221-10L	• SCREW (80205)	1		
- 8	AN742-20	• CLAMP (88044)	1		
		-----X-----			
- 9	F361-1121-3	• DISCONNECT ASSY, (97413) SHIP TO KIT SEE T.O. 15X-2-5-4 FOR PARTS BREAKDOWN	1	35	
- 10	F361-1301-1	• DISCONNECT, SHIP TO KIT	1	35	
- 11	F361-1003-2	• LANYARD, SHIP TO KIT	1	35	
		ATTACHING PARTS			
- 12	MS24665-151	• PIN (96906)	1		
- 13	AN960-10L	• WASHER (88044)	2		
- 14	MS20392-2-7	• PIN (96906)	1		
- 15	MS21083N3	• NUT, SELF-LOCKING (96906)	1		
- 15A	AN970-3	• WASHER (88044)	1		
- 16	AN42B3A	• EYEBOLT (88044)	1		
- 17	MS20364-1032	• NUT (96906)	1		
- 18	AN960-10L	• WASHER (88044)	1		
- 19	NAS221-10	• SCREW (80205)	1		
- 20	AN747-16	• CLAMP (88044)	1		
- 21	140000-24(24A)	• CONTAINER, SURVIVAL KIT	1	35	
- 22	8401-3	• COUPLING ASSY, QUICK DISCONNECT FURNISHED WITH TRACK ASSY 803499-407 (92324) PER T.O. 35A5-18-94	1	35	
- 23	762000	• DISCONNECT (98580) SEE T.O. 13A12-15-3 AND T.O. 13A12-15-4	RF	35	
	D100P	• DISCONNECT (70152) SEE T.O. 13A5-18-84	1	35	
		ATTACHING PARTS			
- 24	MS24665-151	• PIN (96906)	RF	35	
	MS24665-132	• PIN (96906)	1	35	
- 25	AN960-10L	• WASHER (88044)	RF	35	
	AN960D10	• WASHER (88044)	AR	35	
- 26	MS20392-2-7	• PIN (96906)	RF	35	
	MS20392-2C7	• PIN (96906)	1	35	
- 27	803498-421	• SEAT ASSY, EJECTION SEE T.O. 13A5-18-84 (92824)	1	35	
- 28	MS20364-820	• NUT (96906)	1	35	
- 29	AN960-816	• WASHER (88044)	1	35	
- 30	AN8-50A	• BOLT (88044)	1	35	
		-----X-----			
- 31	MS21919065	• CLAMP (96906)	2		
		ATTACHING PARTS			
- 32	NAS679A3	• NUT (80205)	2		
- 33	MS51958-61	• SCREW (96906)	2		
		-----X-----			
- 34	MS35489-73	• GROMMET (96906)	2		
- 35	806672-401	• HOSE ASSY, LH DISCONNECT TO ROCKET- CATAPULT (92824)	1		

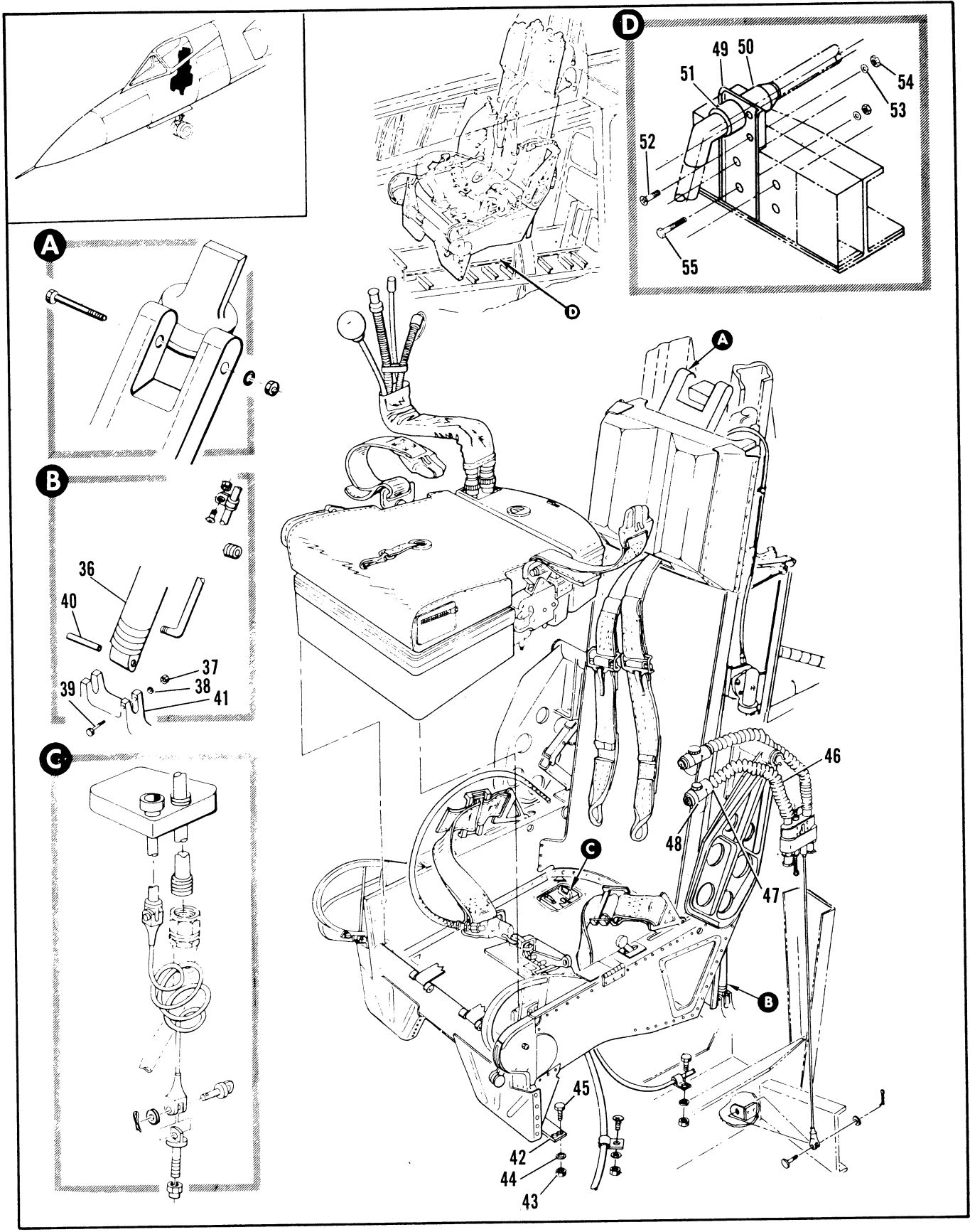


Figure 2.4-11. Ejection Seat Installation (Sheet 2 of 2)

FIGURE AND INDEX NUMBER	PART NUMBER	DESCRIPTION	UNITS PER ASSY.	USABLE ON CODE	
				FROM	TO
		1 2 3 4 5 6			
2.4-11-36	2174-518-3	• CATAPULT ROCKET (98708)	1		
	2174-518-5	• CATAPULT, ROCKET (98708) ALT INTCHG WITH CATAPULT, ROCKET 2174-518-3			35
	2174-7	• CATAPULT, ROCKET (12116) INTCHG WITH AND REPLACES CATAPULT, ROCKET P/N 2174-518-5 ATTACHING PARTS	REF		
- 37	MS20364-1032	• NUT (96906)	2		
- 38	AN960-10L	• WASHER (88044)	2		
- 39	AN3-13A	• BOLT (88044)	2		
- 40	247398-1	• PIN	1		
- 41	R-5152M-1	• ACTUATOR, SEAT ADJUSTMENT SEE T.O.8D1-26-25-13 FOR PARTS BREAKDOWN ----X----	1		
- 42	R06652-3	• STRAP ATTACHING PARTS	1		
- 43	MS20364-1032	• NUT (96906)	4		
- 44	AN960-10L	• WASHER (88044)	4		
- 45	NAS221-10	• SCREW (80205) ----X----	4		
- 46	AE3351DC152	• HOSE ASSY (86473) ATTACHING PARTS	1	35	
- 47	MS22064-4	• CLAMP (96906)	2	35	
- 48	AN6532-2	• CONNECTOR (88044)	1	35	
- 49	68C37893-7	• BRACKETS (98750)	1	35	
- 50	PT00CP-12-8S	• CONNECTOR (77820)	1	35	
- 51	PT00P-12-8P	• CONNECTOR (77820)	1	35	
- 52	MS35206-215	• SCREW (96906)	4	35	
- 53	AN960-4	• WASHER (88044)	4	35	
- 54	MS21044N04	• NUT (96906)	4	35	
- 55	MS27980-18B	• STUD (96906)	2	35	
	MS20500-1032	• NUT (90906)	2	35	
	AN960-10L	• WASHER (88044)	2	35	

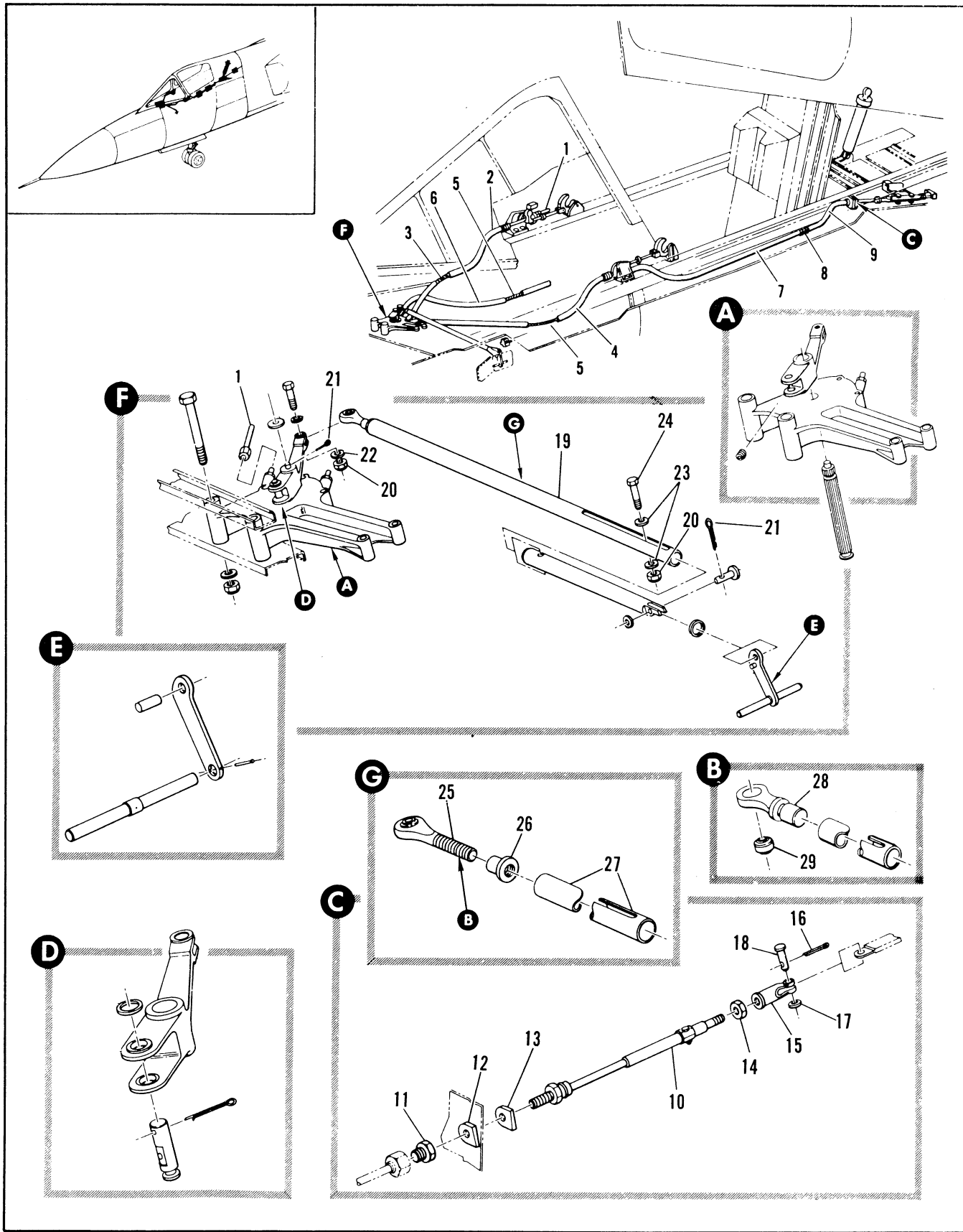


Figure 2.4-12. Canopy Latch and Electrical Actuator Installation (Sheet 1 of 5)

FIGURE AND INDEX NUMBER	PART NUMBER	DESCRIPTION	UNITS PER ASSY.	USABLE ON CODE	
				FROM	TO
2.4-12	8-45036	LATCH AND ELECTRICAL ACTUATOR INSTALLATION, CANOPY FOR NHA SEE FIG. 2.3-3	RF	35	
- 1	8-45966-21	. CONDUIT ASSY, 2 INCHES LONG MAKE FROM A5023	2	35	
- 2	8-45966-85	. CONDUIT ASSY, 26 INCHES LONG MAKE FROM A5023	1	35	
- 3	8-45966-83	. CABLE, 35.66 INCHES LONG MAKE FROM A7406	1	35	
- 4	8-45966-117	. CONDUIT ASSY, 15 INCHES LONG MAKE FROM A5023	1	35	
- 5	8-45966-87 A7406	. CABLE, 163.1 INCHES LONG MAKE FROM A7406	1	35	
- 6		. CABLE, STEEL <78710>	RF		
- 7	8-45966-63	. CONDUIT ASSY, SEE FIG. 2.4-4 INDEX 3	RF		
- 8	A6329	. CONDUIT ASSY, 32 INCHES LONG MAKE FROM A5023	1	35	
- 9	8-45966-113	. NIPPLE, <78710> 96-29000-001	1	35	
- 10	C11487-1	. CONDUIT ASSEMBLY	1	35	
		. CONTROL ASSY, CANOPY VALVE <78710> SPEC 8-04250-1	1	35	
- 11	A5511	ATTACHING PARTS . NUT, <78710> FURNISHED WITH C11487-1 ----X----	1	35	
- 12	8-45966-107	. SHIM	1	35	
- 13	8-45966-109	. SHIM	1	35	
- 14	NAS509-4	. NUT (80205)	1	35	
- 15	AN486-4	. ROD END (88044) ATTACHING PARTS	1	35	
- 16	MS24665-132	. PIN, COTTER (96906)	1	35	
- 17	AN960-10L	. WASHER (88044)	1	35	
- 18	MS20292-13	. PIN (96906) ----X----	1	35	
- 19	8-44796	. ROD ASSY, CANOPY EMERGENCY RELEASE REPLACED BY SUITABLE SUB 8-44796-3 ATTACHING PARTS	1	35	129
- 20	AN320-3	. NUT (88044)	2	35	129
- 21	MS24665-143	. PIN, COTTER (96906)	1	35	
- 22	AN960D10L	. WASHER (88044)	2	35	129
- 23	AN960-10L	. WASHER (88044)	2	35	129
- 24	NAS464-3-13	. BOLT (80205) ----X----	2	35	129
- 25	HRBM3ENFN	. . ROD END <97613> 90-60007-002	1	35	129
- 26	8-44797	. . FLUG	1	35	129
- 27	8-44796-7	. . ROD ATTACHING PARTS	1	35	129
	8-44796-3	. ROD ASSY, CANOPY EMERGENCY RELEASE REPLACES SUITABLE SUB FOR 8-44796			
	MS24665-132	. PIN (96906)	2	130	
	AN320-3	. NUT (88044)	2	130	
	AN960D10L	. WASHER (88044)	2	130	
	AN960-10L	. WASHER (88044)	2	130	
	NAS464P3-13	. BOLT (80205) ----X----	2	189	
	8-44953	. . END ASSY, ROD	1	130	
- 28	8-44953-7	. . . ROD END	1	130	
- 29	KWB20-1SS	. . . BEARING, <97613> 90-60015-017	1	130	

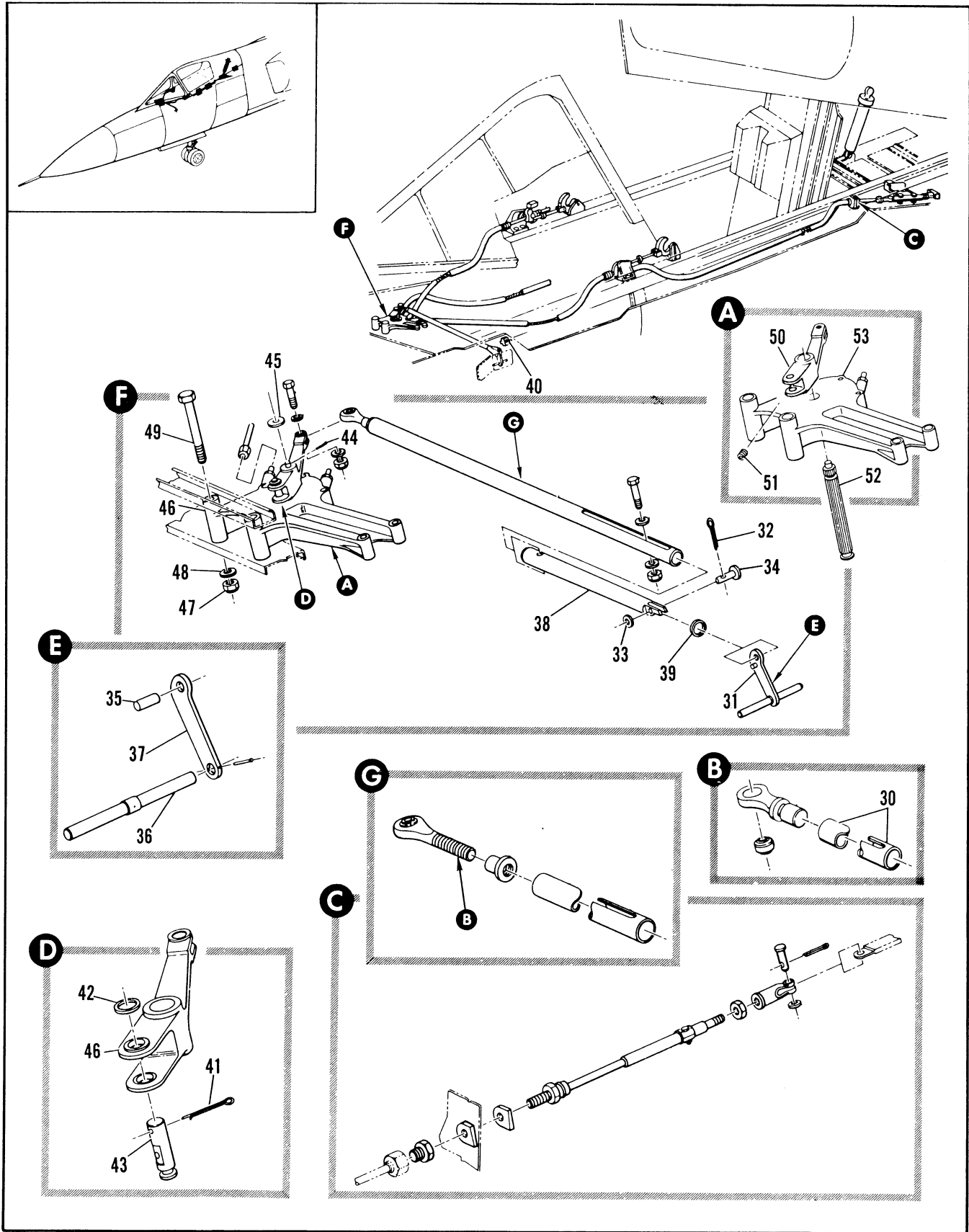


Figure 2.4-12. Canopy Latch and Electrical Actuator Installation (Sheet 2 of 5)

FIGURE AND INDEX NUMBER	PART NUMBER	DESCRIPTION	UNITS PER ASSY.	USABLE ON CODE	
				FROM	TO
		1 2 3 4 5 6			
2.4-12- 30	8-44796-9	• • ROD	1	130	
- 31	8-44781	• HANDLE ASSY, CANOPY EMERGENCY RELEASE	1	35	
		ATTACHING PARTS			
- 32	MS24665-134	• PIN, COTTER (96906)	1	35	
- 33	AN960-416L	• WASHER (88044)	1	35	
- 34	AN394-19	• PIN (88044)	1	35	
		-----X-----			
- 35	96-79700-031	• • PIN	1	35	
- 36	8-44781-9	• • ROD	1	35	
- 37	8-44781-7	• • HANDLE	1	35	
- 38	8-44798	• SHAFT	1	35	
- 39	AN6227B12	• RING (88044)	1	35	
- 40	2TL16-7	• SWITCH, <91929> SPEC 8-06458-1	1	35	
- 41	MS24665-353	• PIN, COTTER (96906)	1	35	
- 42	AN960-816L	• WASHER (88044)	1	35	
- 43	8-45189	• SHAFT, CANOPY LATCH THRUSTER MOUNT	1	35	
- 44	MS24665-380	• PIN (96906)	1	160	
- 45	AN960-716L	• WASHER (88044)	1	160	
- 46	12829	• CONTROL ASSY, CANOPY LATCH TELEFLEX <78710> SPEC 8-04375-3 T.O.16L1-5-13-3 REPLACED BY SUITABLE SUB 12829-1	1	35	159
	12829-1	• CONTROL ASSY, CANOPY LATCH TELEFLEX <78710> SPEC 8-04375-5 REPLACES SUITABLE SUB FOR 12829 ATTACHING PARTS	1	160	
- 47	NAS679A4	• NUT (80205)	2	35	
- 48	AN960-416L	• WASHER (88044)	2	35	
- 49	AN4-30A	• BOLT (88044)	2	35	
		-----X-----			
- 50	12687	• • BELL CRANK ASSY, FURNISHED WITH 12829	RF	35	159
- 51	AN565EC1032H5	• • • SCREW, SET FURNISHED WITH 12829	RF	35	159
	AN502-10-6	• • • SCREW, FURNISHED WITH 12829	1	B	
- 52	C11479-1	• • SHAFT, 5/8-36 SERRATIONS FURNISHED WITH 12829	RF		
	C11479-2	• • SHAFT, 5/8-36 SERRATIONS FURNISHED WITH 12829 ALT INTCHG WITH C11479-1	RF		
- 53	11481	• • BOX, CANOPY LATCH CONTROL FURNISHED WITH 12829	RF	35	159
		B AIRPLANES #35 AND 40.			

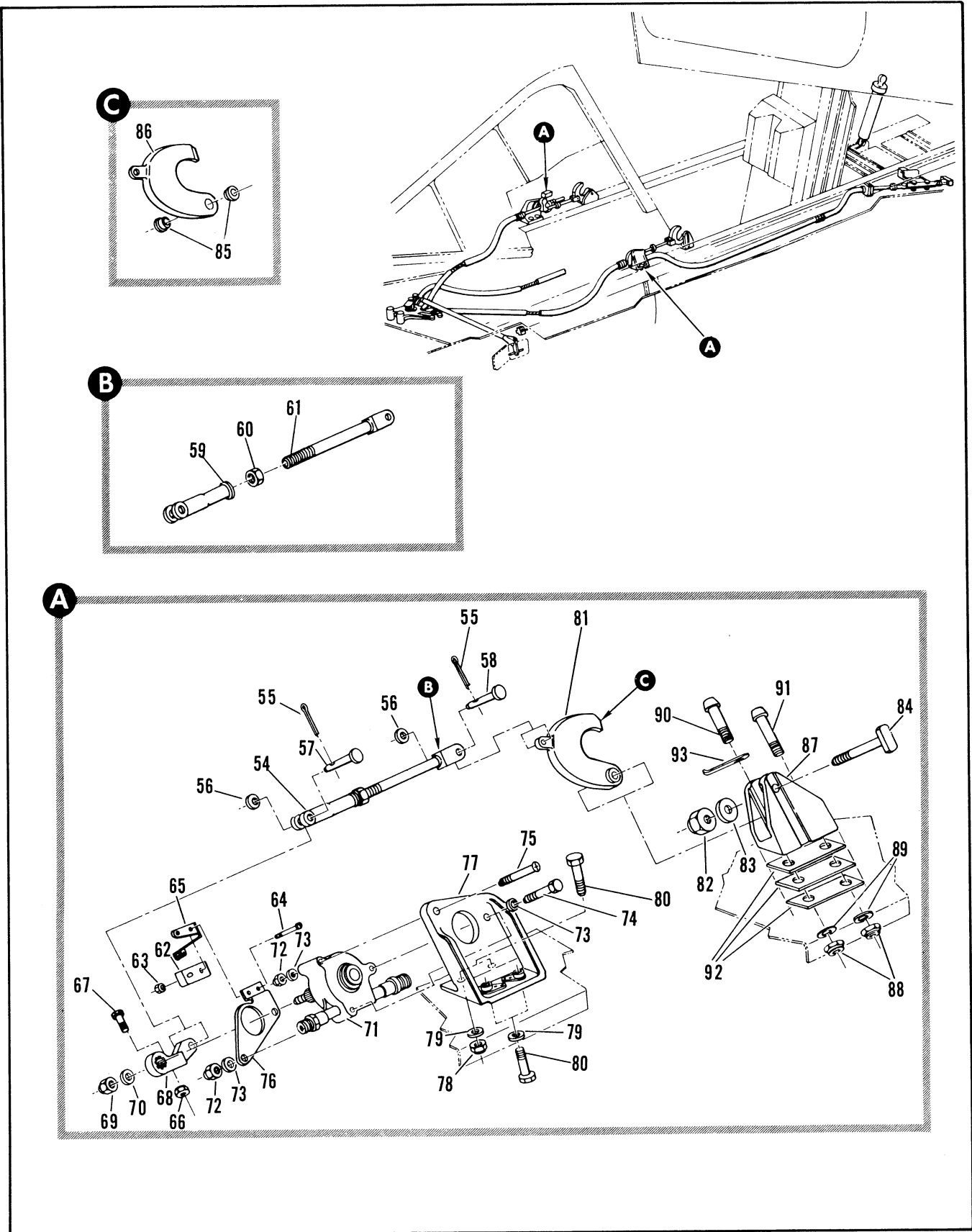


Figure 2.4-12. Canopy Latch and Electrical Actuator Installation (Sheet 3 of 5)

FIGURE AND INDEX NUMBER	PART NUMBER	DESCRIPTION	UNITS PER ASSY.	USABLE ON CODE	
				FROM	TO
2.4-12- 54	8-45198-1	• ROD ASSY, CANOPY LATCH ATTACHING PARTS	2	35	
- 55	MS24665-132	• PIN, COTTER (96906)	4	35	
- 56	AN960-416L	• WASHER (88044)	4	35	
- 57	AN394-11	• PIN (88044)	2	35	
- 58	AN394-17	• PIN (88044)	2	35	
		-----X-----			
- 59	AN466-2	• • ROD END (88044)	1	35	
- 60	AN316-4R	• • NUT (88044)	1	35	
- 61	8-45199-7	• • ROD	1	35	
- 62	ISE1	• SWITCH, <91929> 98-64516-001 ATTACHING PARTS	2	35	
- 63	22NM26	• NUT, <72962> 96-37543-002	4	35	
- 64	AN515-2R10	• SCREW (88044)	4	35	
		-----X-----			
- 65	JES	• ACTUATOR, SWITCH <91929> 96-05002-004	2	35	
- 66	AN346-10	• NUT	2	35	
- 67	NAS428-3-7	• BOLT (80205)	2	35	
- 68	8-44768-13	• ARM, LH	1	35	
	8-44799-7	• ARM, LH ALT INTCHG WITH 8-44768-13	RF	35	
	8-44768-14	• ARM, RH	1	35	
	8-44799-8	• ARM, RH ALT INTCHG WITH 8-44768-14 ATTACHING PARTS	RF	35	
- 69	NAS679A4	• NUT (80205)	2	35	
- 70	99-51505-007	• WASHER	2	35	
		-----X-----			
- 71	C9520-1	• CONTROL ASSY, <78710> SPEC 8-04326-1 ATTACHING PARTS	2	35	
- 72	NAS679A3	• NUT (80205)	6	35	
- 73	AN960-10L	• WASHER (88044)	10	35	
- 74	AN3-13A	• BOLT (88044)	4	35	
- 75	MS24694-86	• SCREW (96906)	2	35	
		-----X-----			
- 76	8-44769-7	• BRACKET, CANOPY LATCH SWITCH LH	1	35	
	8-44769-8	• BRACKET, CANOPY LATCH SWITCH RH	1	35	
- 77	8-45968-3	• BRACKET ASSY, LH RIVETED	1	35	
	8-45968-4	• BRACKET ASSY, RH RIVETED ATTACHING PARTS	1	35	
- 78	NAS679A3	• NUT (80205)	4	35	
- 79	AN960-10L	• WASHER (88044)	8	35	
- 80	AN3-7A	• BOLT (88044)	8	35	
		-----X-----			
- 81	8-45967	• HOOK ASSY, CANOPY LATCH ATTACHING PARTS	2	35	
- 82	AN320-6	• NUT (88044)	2	35	
- 83	AN960-616L	• WASHER (88044)	2	35	
- 84	8-45184	• BOLT	2	35	
		-----X-----			
- 85	8-45185	• • BUSHING	1	35	
- 86	8-45967-7	• • HOOK	1	35	
- 87	8-45969-7	• BRACKET, LH	1	35	
	8-45969-8	• BRACKET, RH ATTACHING PARTS	1	35	
- 88	NAS679A5	• NUT (80205)	4	35	
- 89	AN960-516	• WASHER (88044)	4	35	
- 90	MS20065-2L	• BOLT (96906)	2	35	
- 91	MS20065-18	• BOLT (96906)	2	35	
		-----X-----			
- 92	8-45966-31	• SHIM	AR	35	
	8-45966-108	• SHIM	AR	35	
	8-45966-105	• SHIM	AR	35	
- 93	8-44900-7	• STOP	2	35	

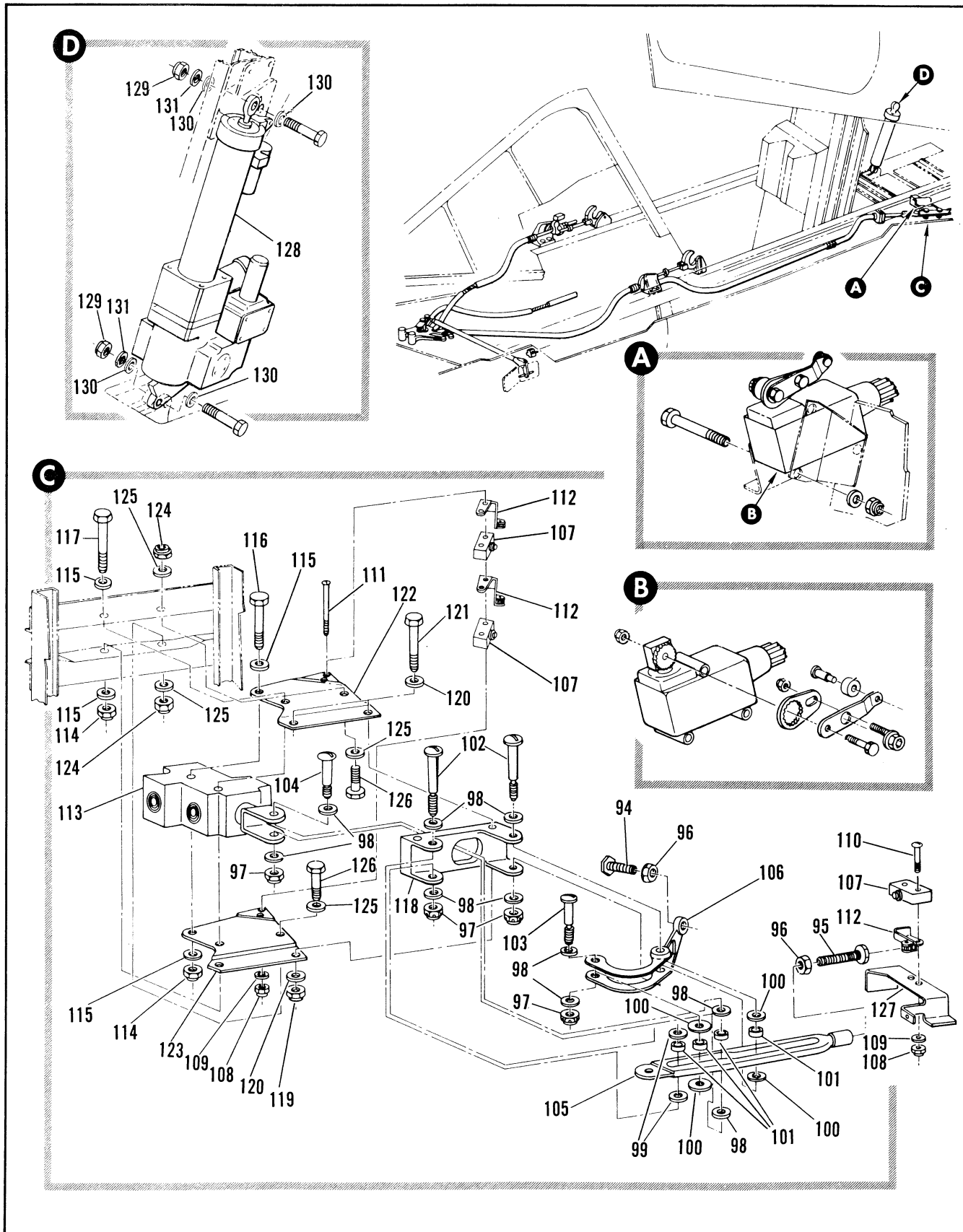


Figure 2.4-12. Canopy Latch and Electrical Actuator Installation (Sheet 4 of 5)

FIGURE AND INDEX NUMBER	PART NUMBER	DESCRIPTION	UNITS PER ASSY.	USABLE ON CODE	
				FROM	TO
		1 2 3 4 5 6			
2.4-12- 94	8-44178	• STUD	1	35	
- 95	NAS428-3-6	• BOLT (88244)	1	35	
- 96	AN345-10	• NUT (88244)	2	35	
- 97	AN320-3	• NUT (88244)	4	35	
- 98	AN960-10L	• WASHER (88044)	10	35	
- 99	8-45157	• WASHER	2	35	
-100	99-53000-092	• WASHER	4	35	
-101	NAS295-3	• BEARING (80205)	4	35	
-102	AN23-22	• BOLT (88044)	2	35	
-103	AN23-13	• BOLT (88044)	1	35	
-104	AN23-10	• BOLT (88044)	1	35	
-105	8-44186-7	• CAM, CANOPY SEAL SWITCH AND VALVE	1	35	
	8-44187	• CAM, CANOPY SEAL SWITCH AND VALVE ALT INTCHG WITH 8-44186-7	RF	35	
-106	8-44179-7	• PAWL, CANOPY LIMIT SWITCH	1	35	
	8-44180	• PAWL, CANOPY LIMIT SWITCH BRAZED ALT INTCHG WITH 8-44179-7	RF	35	
-107	1SE3	• SWITCH, <91929> 98-64516-003 ATTACHING PARTS	3	35	
-108	22NM26	• NUT, <72952> 96-37543-002	4	35	
-109	AN936A2	• WASHER (88044)	4	35	
-110	AN515-2R10	• SCREW (88044)	2	35	
-111	8-44177	• SCREW	2	35	
		----X----			
-112	JE5	• ACTUATOR, SWITCH <91929> 98-05302-004	3	35	
-113	2-127-001	• VALVE ASSY, CANOPY SEAL <31189> SPEC 8-08324 T.O. 9P5-9-8-3 ATTACHING PARTS	1	35	
-114	NAS679A3	• NUT (80205)	2	35	
-115	AN960D10L	• WASHER (88044)	4	35	
-116	AN3-13A	• BOLT (88044)	1	35	
-117	AN3-14A	• BOLT (88044)	1	35	
		----X----			
-118	8-45155	• GUIDE, CANOPY SEAL VALVE CAM ATTACHING PARTS	1	35	
-119	NAS679A3	• NUT (80205)	2	35	
-120	AN960D10L	• WASHER (88044)	4	35	
-121	AN3-14A	• BOLT (88044)	2	35	
		----X----			
-122	8-44185-7	• SUPPORT, CANOPY SEAL SWITCH AND VALVE	1	35	
-123	8-44185-8	• SUPPORT, CANOPY SEAL SWITCH AND VALVE ATTACHING PARTS	1	35	
-124	NAS679A3	• NUT (80205)	2	35	
-125	AN960D10L	• WASHER (88044)	4	35	
-126	AN3-4A	• BOLT (88044)	2	35	
		----X----			
-127	8-45036-7	• BRACKET	1	35	
-128	10522538	• REMOVER, T18E2 GFAE AERNO 93-0357	1	35	
	10522539	• REMOVER, M8 GFAE AERNO 93-0357	RF		
	10522538	• REMOVER, MPA1 GFAE AERNO 93-0357 ALT INTCHG WITH REMOVERS T18E2/M8 ATTACHING PARTS	RF		
-129	AN320-5	• NUT (88044)	2	35	
-130	99-51507-092	• NUT (88044)	2	35	
-131	AN960D51F	• WASHER (88044)	4	35	
		• WASHER (88044)	2	35	

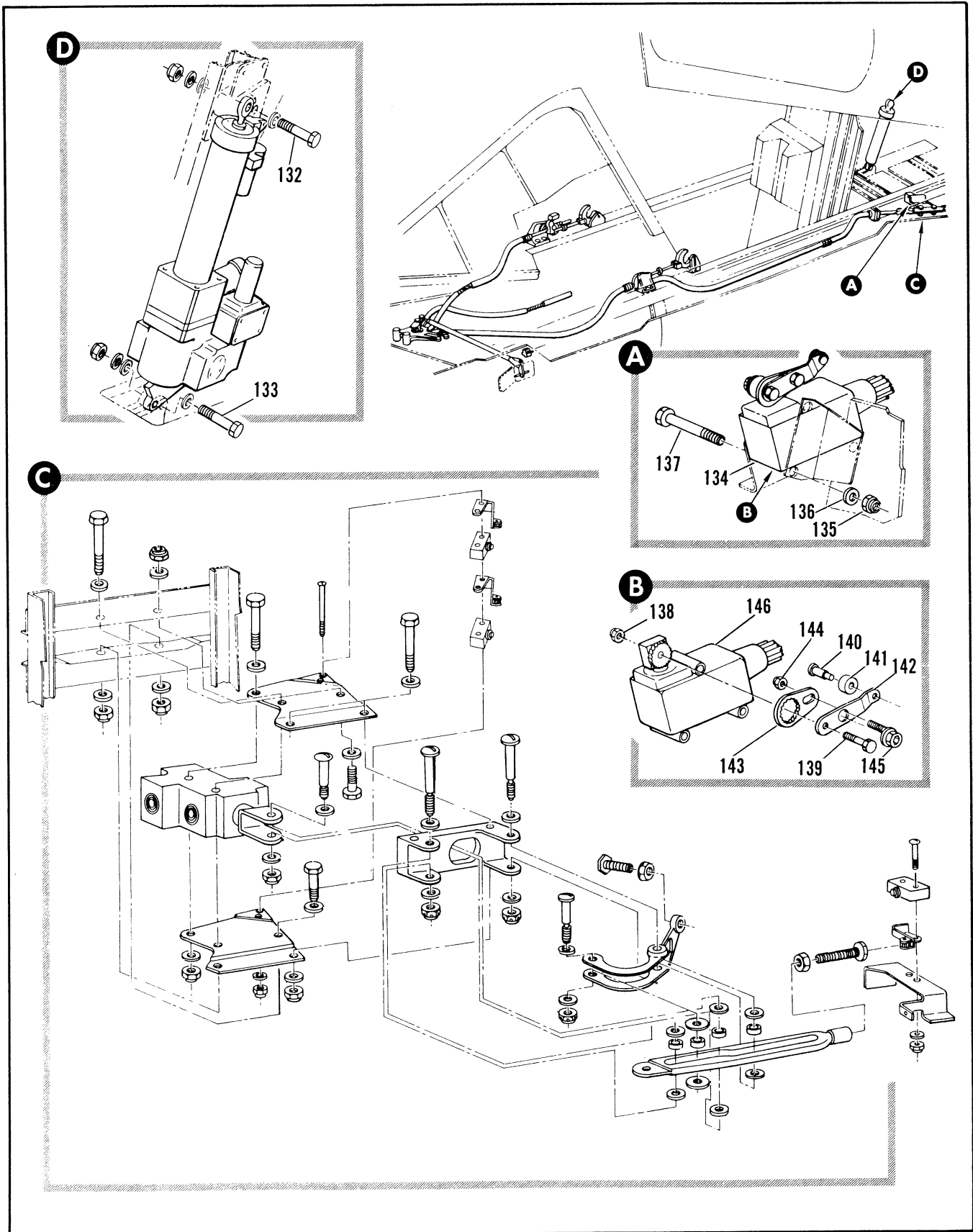


Figure 2.4-12. Canopy Latch and Electrical Actuator Installation (Sheet 5 of 5)

FIGURE AND INDEX NUMBER	PART NUMBER	DESCRIPTION	UNITS PER ASSY.	USABLE ON CODE	
				FROM	TO
		1 2 3 4 5 6			
2.4-12-132	NAS464P5-14	. BOLT (80205)	1	35	
-133	NAS464P5-17	. BOLT (80205)	1	35	
		----X----			
	LDN59-19	. . TRIGGER, INITIATOR	RF	C	
	2352-040049	. . TRIGGER, INITIATOR	RF	C	
-134	8-68036-809	. SWITCH ASSY, CANOPY LIMIT	1	35	
		ATTACHING PARTS			
-135	NAS679A3	. NUT (80205)	3	35	
-136	AN960D10L	. WASHER (88044)	3	35	
-137	AN3-16A	. BOLT (88644)	3	35	
		----X----			
	8-68046-1	. . ARM ASSY, ACTUATOR	1	35	
		ATTACHING PARTS			
-138	MS21043-3	. . NUT (96906)	1	35	
-139	AN307A	. . BOLT (88044)	1	35	
		----X----			
-140	8-68051-9	. . . STUD, ROLLER	1	35	
-141	8-68052-9	. . . ROLLER	1	35	
-142	8-68046-7	. . . ARM	1	35	
-143	1107-509	. . PLATE, ADJUST <97918> SPEC 8-06986-7	1	35	
		ATTACHING PARTS			
-144	NAS679A08	. . NUT (80205)	1	35	
-145	8-68038-7	. . BOLT, ADJUST	1	35	
		----X----			
-146	H12-27	. . SWITCH, <97918> SPEC 8-06983-803	1	35	
		A AIRPLANES #35 THRU 129, 241 AND ON			
		C AIRPLANES #35 THRU 48, 61 THRU 132, 189 AND ON			

